



SIGNIFA
Simhadri
2 & 3 BHK LUXURY APARTMENTS

THE ART OF SOPHISTICATED LIVING



SIGNIFA
Simhadri
2 & 3 BHK LUXURY APARTMENTS

ARCHITECTURE

WITH PURPOSE AND VISION

The design of Simhadri unfolds like a poetic masterpiece, where graceful contours, generous spaces, and organic textures converge in perfect harmony. Each element reflects a global standard of architectural excellence, thoughtfully crafted to nurture sustainability, spatial harmony, and an immersive sensory experience.

Total Area
2 acres **12** guntas

190
Flats

7
floors

Basement & Ground
Car parking

MASTER PLAN

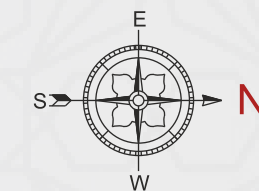


HIGHLIGHTS

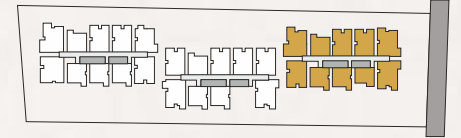
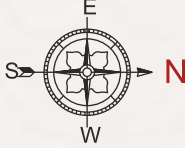
- | | | |
|--------------------------|----------------------------------|-------------------------|
| 01) ENTRY/EXIT | 06) BASKETBALL COURT | 11) KIDS POOL |
| 02) PARK & WATER FONTAIN | 07) | 12) SWIMMING POOL |
| 03) RAMP DOWN | 08) | 13) CHANGING AREA |
| 04) DRIVE WAY | 09) BADMINTON COURT | 14) TRANSFORMERS AREA |
| 05) CHESS PARK | 10) CLUB HOUSE, GYM & PARTY HALL | 15) GARDEN SITTING AREA |



SIGNIFA
Simhadri
2 & 3 BHK LUXURY APARTMENTS



TYPICAL FLOOR PLAN [BLOCK A]



67" WIDE CORRIDOR

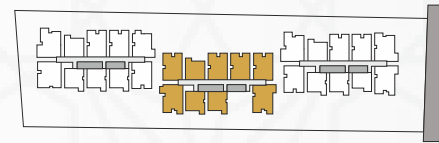
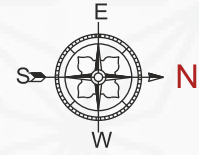
67" WIDE CORRIDOR



FLAT No.	TYPE	FACING	AREA IN Sft.
401	3 BHK	EAST	
402	2 BHK	EAST	
403	3 BHK	EAST	
404	3 BHK	EAST	
405	3 BHK	EAST	
406	3 BHK	WEST	
407	1 BHK	WEST	
408	2 BHK	WEST	
409	2 BHK	WEST	
410	3 BHK	WEST	



TYPICAL FLOOR PLAN [BLOCK B]




FLAT No.	TYPE	FACING	AREA IN Sft.
401	3 BHK	EAST	
402	2 BHK	EAST	
403	3 BHK	EAST	
404	3 BHK	EAST	
405	3 BHK	EAST	
406	3 BHK	WEST	
407	2 BHK	WEST	
408	2 BHK	WEST	
409	3 BHK	WEST	

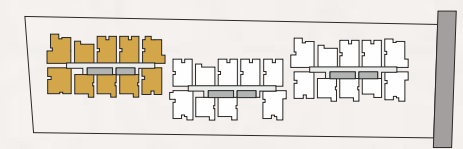
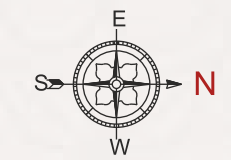


67" WIDE CORRIDOR

67" WIDE CORRIDOR



TYPICAL FLOOR PLAN [BLOCK C]




67" WIDE CORRIDOR

67" WIDE CORRIDOR



FLAT No.	TYPE	FACING	AREA IN Sft.
401	3 BHK	EAST	
402	2 BHK	EAST	
403	3 BHK	EAST	
404	3 BHK	EAST	
405	3 BHK	EAST	
406	3 BHK	WEST	
407	2 BHK	WEST	
408	2 BHK	WEST	
409	2 BHK	WEST	
410	3 BHK	WEST	





AMENITIES

- Swimming Pool
- Indoor Games Room
- GYM
- Multipurpose Hall
- Library
- Children Play Area
- Table Tennis
- Home Theatre
- Cricket Net
- Jogging Track
- Gazebos
- Coffee/Grocery Shop
- Landscaping with fountain/water
- Yoga Open Place



At Simhadri, we believe a home should speak your language of style, comfort, and aspiration. That's why we've designed a living experience that goes beyond walls and finishes, it's a celebration of who you are.

Perfectly situated in the vibrant heart of Bengaluru, Simhadri blends timeless elegance with thoughtful modernity. Every space is crafted to inspire pride, offering not just a residence, but a lifestyle that reflects your finest aspirations. Welcome to a home where luxury feels personal.



**SIGNIFA
Simhadri**
2 & 3 BHK LUXURY APARTMENTS



Welcome to a lifestyle inspired by grace, grounded in grandeur. Signifa Simhadri is more than spaces they are statements. Crafted with precision, designed for peace of mind, and made for those who seek excellence in every square foot.

SPECIFICATIONS



STRUCTURE

RCC Framed Structure seismic zonal requirements being meting design.



WALLS

External Walls of 6" solid cement concrete blocks in with intermediate R.C.C. Bed and internal walls with 4" Solid blocks.

PLASTERING

Internal and external smooth sponge finish cement plastering.



FLOORING

Vitrified tiles flooring for living and dining, bed-rooms, ceramic tile flooring for Kitchen and Balconies with reputed make flooring.



KITCHEN PLATFORM

Granite slab 2 feet height glazed tiles with standard make dadling above the platform.



TOILETS

7 feet height glazed tile dadoing and ceramic tiles (standard make) flooring common toilet with E.W.C. & attached toilets E.W.C. with flush tank Hindware/Jaquar or reputed make.



ELECTRICAL WORK

Concealed copper wiring with Anchor or Roma Modular Plate switches or similar make.



T.V. & TELEPHONE POINTS

Individual TV & Telephone points in Main Hall and Master Bed Room and intercom facility for only living room.



DOORS

Main Door Teak wood frame with teakwood skin door shutter, with outside fitting, remaining doors with salwood frames with door shutters.



WINDOWS

UPVC windows with standard make.



PAINTS

Inside Three coats Patti and One coat primer with tractor emulsion paintings and external finish textured paint finish with APEX or ASIAN ACE and Enamel paints (standard make) to doors and window grills.



WATER

24 hrs water deep tube well (Borewell).



LIFT

Cone Elevators or equivalent make with a capacity suggested by the architects.



BACK-UP

Generator Capacity (each flat 1 KVA).



SIGNIFA
Simhadri
2 & 3 BHK LUXURY APARTMENTS

CRAFTED

WITH CARE, DRIVEN BY DETAIL

Every facet of the residence is thoughtfully composed with uncompromising precision premium materials, exquisite finishes, and cutting-edge features define the space. From imported marble underfoot to smart automation and acoustic insulation, every detail reflects a pursuit of enduring quality and elevated living."



LOCATION MAP



SIGNIFA SIMHADRI PROJECTS

Sy. No.61/1, 61/4, 61/5, 61/6, 61/7, 61/8, 61/9, 3rd Main Road, R.K. Township,
Yarandanhalli Village, Bommasandra, Bengaluru - 560 099.

Mobile: 91645 10999

email: signifa.simhadri@gmail.com