

EVERGREEN

AT PRESTIGE RAINTREE PARK
WHITEFIELD | BENGALURU

LIFE, IN ALL ITS
BEAUTIFUL WAYS

AERIAL VIEW



Artist's Impression

How does it feel to live like you're in the middle of the woods, calm and serene, far from the crowd, and yet surrounded by and close to the city's every convenience?

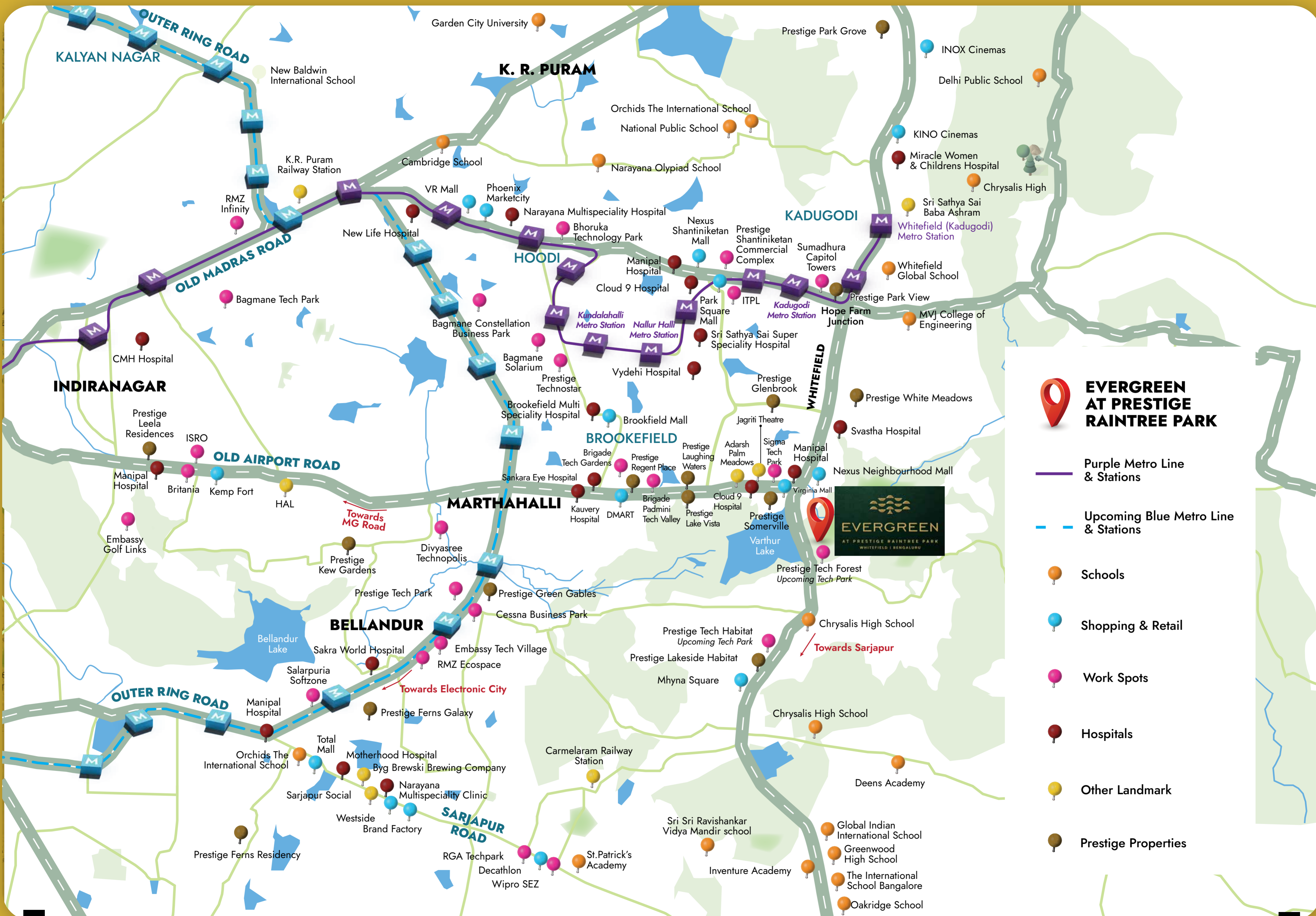
DISCOVER THE PLEASURE OF LIVING CONNECTED AND INSULATED ALL AT ONCE!

Make your home at Evergreen at Prestige Raintree Park, in Whitefield, Bengaluru.

A home that is closted comfortably in nature's serene and loving arms, while being smoothly connected to all you need to enjoy the premium quality of life that you are accustomed to.



THIS IMAGE IS FOR REPRESENTATIONAL PURPOSE ONLY



EVERGREEN AT PRESTIGE RAIN TREE PARK

- Purple Metro Line & Stations
- Upcoming Blue Metro Line & Stations
- Schools
- Shopping & Retail
- Work Spots
- Hospitals
- Other Landmark
- Prestige Properties



STAY CONNECTED IN BENGALURU'S NEW CBD

Located just off Varthur Main Road, Evergreen at Prestige Raintree Park places you in the confluence of work, play and life!!

Prestige Tech Forest, a 2.5 Mn.sft IT Tech Park, is co-located within Prestige Raintree Park, which opens up a peaceful commute-free life, truly a blessing in Bengaluru.

Your kind of conveniences for your kind of lifestyle, right at your doorstep. No more need to brave traffic and travel to Indiranagar and Koramangala to enjoy a weekend out.



THIS IMAGE IS FOR REPRESENTATIONAL PURPOSE ONLY

WORK HUBS

Within 3 Kms

- Sigma Tech Park
- Brigade IRV Center

3 - 5 Km

- Brigade Tech Gardens
- SAP Labs
- ITPL
- Prestige Technostar
- Bagmane Solarium
- Prestige Tech Park

5 - 7 Km

- Cessna Business Park
- Prestige Shantiniketan

7 - 10 Km

- Bagmane World Technology Centre
- RMZ Eco Space
- Embassy Tech Village

SCHOOLS & COLLEGES

Within 3 Kms

- Glentree Academy
- Vibgyor School

3 - 5 Km

- Deens Academy
- Chrysalis High
- Whitefield Global School
- Cambridge International School
- CMRIT
- TCIS

5 - 7 Km

- RYAN International
- Global Indian International School
- MVJ College of Engineering
- Vydehi Institute of Medical Sciences & Research Centre

7 - 10 Km

- Greenwood High International
- TISB
- DPS Whitefield
- Gopalan PU College
- New Horizon College

HOSPITALS

Within 3 Kms

- Manipal Hospital
- Vydehi Super Speciality Hospital

3 - 5 Km

- Brookfield Multi Speciality Hospital
- Kauvery Hospital

7+ Km

- Aster Hospital
- Manipal Hospital
- Sakra World Hospital

RESTAURANTS & DINING

Within 3 Kms

- Mainland China
- Oh Calcutta
- Toscano
- Barbeque Nation
- Farmhouse Kitchen & Bakery
- SMOOR Lounge
- 153 Biere Street
- The Fat Chef
- Pasta Street

3 - 5 Km

- Anand Sweets
- Glen's Bakehouse

7+ Km

- Windmills Craftworks
- NUSA Tropical Brewvilla
- The Black Pearl
- Biergarten

HOTELS

3 - 5 Km

- Taj Vivanta
- Lemon Tree

5 - 7 Km

- Radisson Blu
- Aloft
- Fairfield by Marriott
- Sheraton Grand
- The Zuri

7+ Km

- Novotel
- Holiday Inn Express & Suites

RETAIL & SHOPPING

Within 3 Kms

- Nexus Mall, Whitefield
- Brookefield Mall

3 - 5 Km

- Ascendas Park Square Mall
- Inorbit Mall

7+ Km

- Phoenix Market City
- VR Mall
- Orion Uptown Mall



THIS IMAGE IS FOR REPRESENTATIONAL PURPOSE ONLY

STAY WHOLESOME IN THE GREAT OUTDOORS

Nature's blessing envelops you in a refreshing cloak of greenery.

Step outdoors and your toes curl around fresh blades of grass in **THE CENTRAL LAWN** and **TERRACE GARDENS**.

Wander along the **RAINTREE GROVE TRAIL**, slow down for a mindful breath, and step into the serenity of the **TRANQUILITY STEPS** beneath the leafy canopy.

Discover how art links arms with nature in the **SCULPTURE GARDEN** and **SCULPTURE MOUNDS**.

Stroll through the **WATERFALL PROMENADE** and the **WATER LILY GARDEN**.

Feel refreshed in the tranquil ambience of the **RIPPLE PARK** and the **LAGOON**.

Unwind at the **WATER DECK**, where your happiness reflects in the **WATER COURTYARD!**

Feel nature's maternal, protective embrace—everywhere you look, everywhere you go.

EXTERIOR VIEW



Artist's Impression

MASTER PLAN



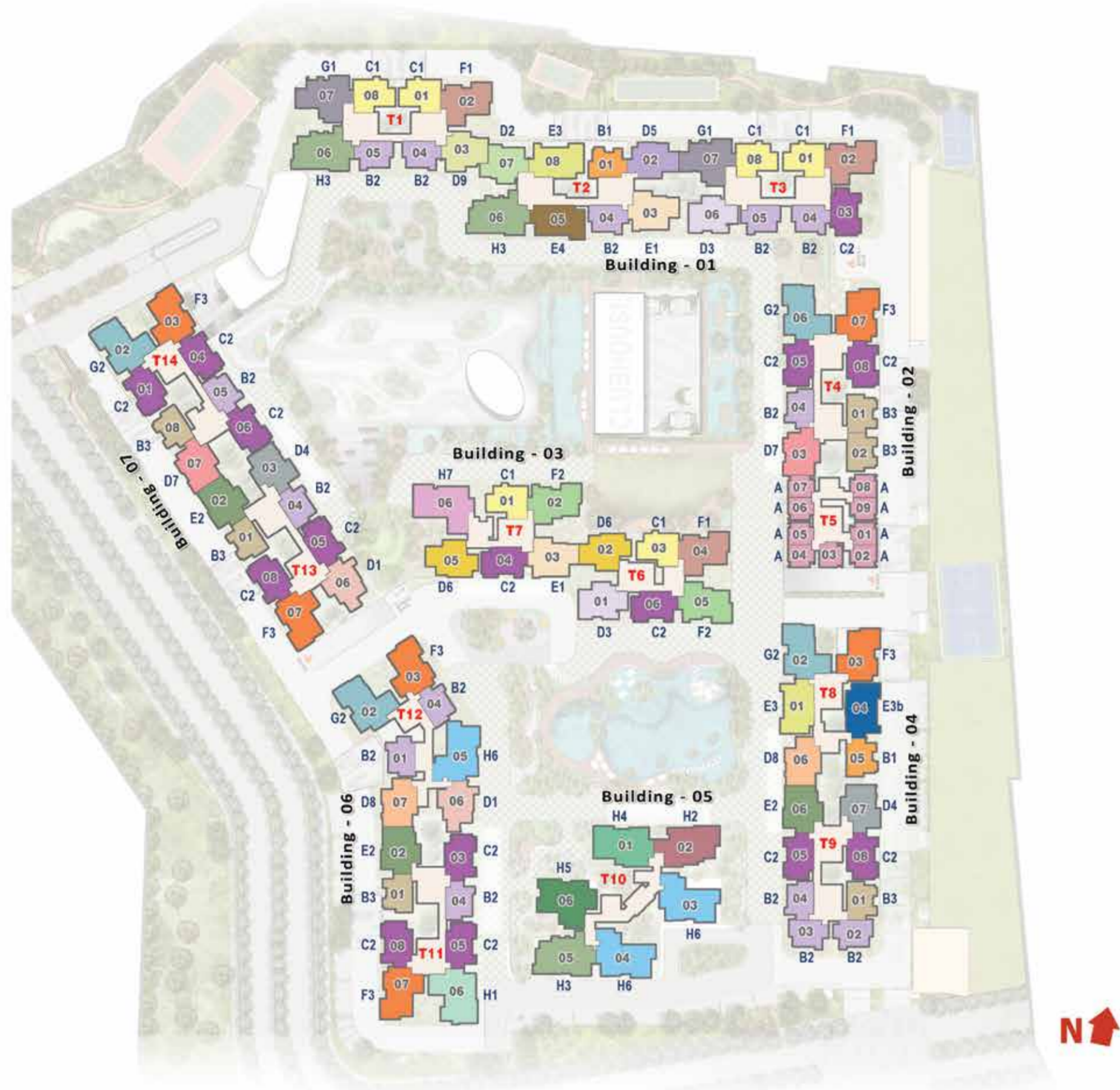
MASTER PLAN - EVERGREEN



LEGEND

- | | | |
|----------------------------|----------------------------|--|
| 1. Entry / Exit | 16. Arrival Terrace Garden | 31. The Lagoon |
| 2. Rain Tree Grove Trail | 17. Entry Pavilion | 32. Kids Pool |
| 3. Linear Water feature | 18. Sculpture Mounds | 33. Water Play |
| 4. Pet Park | 19. The Lookout Point | 34. Water Deck |
| 5. Tennis Court | 20. Garden Pavilion | 35. Sculpture on Lawn |
| 6. Fitness Station | 21. Rain Tree playground | 36. Sculpture Garden |
| 7. Forest Pavilion | 22. Cabana | 37. The Lawn Maze |
| 8. Drop Off | 23. Sunken Deck | 38. Terrace Garden |
| 9. Pickleball Court | 24. Water Courtyard | 39. Rain Tree Plaza |
| 10. Cricket Practice Pitch | 25. Clubhouse Terrace | 40. Falling Water |
| 11. Padel Court | 26. Central Lawn | 41. Infinity Lap Pool |
| 12. Services | 27. Ramp | 42. Pool-side Sun Deck |
| 13. Visitors Parking | 28. Lagoon Pavilion | 43. Tranquility Steps |
| 14. Basketball Court | 29. Relaxation Pool | 44. Water Lily Garden |
| 15. Dense Forest | 30. Sun Deck | 45. Rain Tree Pavilion (Dry F & B Provision) |

MASTER NUMBERING PLAN



LEGEND	UNIT MATRIX	AREA IN SFT
	TYPE - A	1BHK 659
	TYPE - B1a	1BHK 939
	TYPE - B2a	1BHK 971
	TYPE - B3a	1BHK 976
	TYPE - B1	2B2T 1177
	TYPE - B2	2B2T 1174
	TYPE - B3	2B2T 1194
	TYPE - C2a	2B2T 1222
	TYPE - E3a	2B2T 1504
	TYPE - C1	3B2T 1461
	TYPE - C2	3B2T 1486
	TYPE - D1	3B3T 1647

LEGEND	UNIT MATRIX	AREA IN SFT
	TYPE - D2	3B3T 1666
	TYPE - D3	3B3T 1763
	TYPE - D4	3B3T 1764
	TYPE - D5	3B3T 1767
	TYPE - D6	3B3T 1782
	TYPE - D7	3B3T 1778
	TYPE - D8	3B3T 1759
	TYPE - D9	3B3T 1825
	TYPE - E1	3B3T (Large) 1884
	TYPE - E2	3B3T (Large) 1919
	TYPE - E3	3B3T (Large) 1943
	TYPE - E3b	3B3T (Large) 1943
	TYPE - E4	3B3T (Large) 1951

LEGEND	UNIT MATRIX	AREA IN SFT
	TYPE - F1	3B+STUDY 1991
	TYPE - F2	3B+STUDY 2001
	TYPE - F3	3B+STUDY 2037
	TYPE - G1	4B+3T+M 2271
	TYPE - G2	4B+3T+M 2299
	TYPE - H1	4B+4T+M 2492
	TYPE - H2	4B+4T+M 2495
	TYPE - H3	4B+4T+M 2508
	TYPE - H4	4B+4T+M 2508
	TYPE - H5	4B+4T+M 2513
	TYPE - H6	4B+4T+M 2510
	TYPE - H7	4B+4T+M 2513

GROUND FLOOR PLAN



LEGEND	UNIT MATRIX	AREA IN SFT
	TYPE - A	1BHK 659
	TYPE - B1a	1BHK 939
	TYPE - B2a	1BHK 971
	TYPE - B3a	1BHK 976
	TYPE - B1	2B2T 1177
	TYPE - B2	2B2T 1174
	TYPE - B3	2B2T 1194
	TYPE - C2a	2B2T 1222
	TYPE - E3a	2B2T 1504
	TYPE - C1	3B2T 1461
	TYPE - C2	3B2T 1486
	TYPE - D1	3B3T 1647

LEGEND	UNIT MATRIX	AREA IN SFT
	TYPE - D2	3B3T 1666
	TYPE - D3	3B3T 1763
	TYPE - D4	3B3T 1764
	TYPE - D5	3B3T 1767
	TYPE - D6	3B3T 1782
	TYPE - D7	3B3T 1778
	TYPE - D8	3B3T 1759
	TYPE - D9	3B3T 1825
	TYPE - E1	3B3T (Large) 1884
	TYPE - E2	3B3T (Large) 1919
	TYPE - E3	3B3T (Large) 1943
	TYPE - E3b	3B3T (Large) 1943
	TYPE - E4	3B3T (Large) 1951

LEGEND	UNIT MATRIX	AREA IN SFT
	TYPE - F1	3B+STUDY 1991
	TYPE - F2	3B+STUDY 2001
	TYPE - F3	3B+STUDY 2037
	TYPE - G1	4B+3T+M 2271
	TYPE - G2	4B+3T+M 2299
	TYPE - H1	4B+4T+M 2492
	TYPE - H2	4B+4T+M 2495
	TYPE - H3	4B+4T+M 2508
	TYPE - H4	4B+4T+M 2508
	TYPE - H5	4B+4T+M 2513
	TYPE - H6	4B+4T+M 2510
	TYPE - H7	4B+4T+M 2513

MAIN ENTRANCE VIEW



Artist's Impression

FIRST FLOOR PLAN

SECOND FLOOR PLAN



- LEGEND**
1. Entrance Lobby Below
 2. Lap pool
 3. Water garden
 4. Badminton court below
 5. Squash court below
 6. Gymnasium
 7. Change room/ Rest room

LEGEND	UNIT MATRIX	AREA IN SFT
	TYPE -A	1BHK 659
	TYPE -B1a	1BHK 939
	TYPE -B2a	1BHK 971
	TYPE -B3a	1BHK 976
	TYPE -B1	2B2T 1177
	TYPE -B2	2B2T 1174
	TYPE -B3	2B2T 1194
	TYPE -C2a	2B2T 1222
	TYPE -D6a	2B2T 1526
	TYPE -E3a	2B2T 1504
	TYPE -C1	3B2T 1461
	TYPE -C2	3B2T 1486
	TYPE -D1	3B3T 1647

LEGEND	UNIT MATRIX	AREA IN SFT
	TYPE -D2	3B3T 1666
	TYPE -D3	3B3T 1763
	TYPE -D4	3B3T 1764
	TYPE -D5	3B3T 1767
	TYPE -D6	3B3T 1782
	TYPE -D7	3B3T 1778
	TYPE -D8	3B3T 1759
	TYPE -D9	3B3T 1825
	TYPE -E1	3B3T (Large) 1884
	TYPE -E2	3B3T (Large) 1919
	TYPE -E3	3B3T (Large) 1943
	TYPE -E3b	3B3T (Large) 1943
	TYPE -E4	3B3T (Large) 1951

LEGEND	UNIT MATRIX	AREA IN SFT
	TYPE -F1	3B+STUDY 1991
	TYPE -F2	3B+STUDY 2001
	TYPE -F3	3B+STUDY 2037
	TYPE -G1	4B+3T+M 2271
	TYPE -G2	4B+3T+M 2299
	TYPE -H1	4B+4T+M 2492
	TYPE -H2	4B+4T+M 2495
	TYPE -H3	4B+4T+M 2508
	TYPE -H4	4B+4T+M 2508
	TYPE -H5	4B+4T+M 2513
	TYPE -H6	4B+4T+M 2510
	TYPE -H7	4B+4T+M 2513

LEGEND	UNIT MATRIX	AREA IN SFT
	TYPE -A	1BHK 659
	TYPE -B1a	1BHK 939
	TYPE -B2a	1BHK 971
	TYPE -B3a	1BHK 976
	TYPE -B1	2B2T 1177
	TYPE -B2	2B2T 1174
	TYPE -B3	2B2T 1194
	TYPE -C2a	2B2T 1222
	TYPE -D6a	2B2T 1526
	TYPE -E3a	2B2T 1504
	TYPE -C1	3B2T 1461
	TYPE -C2	3B2T 1486
	TYPE -D1	3B3T 1647

LEGEND	UNIT MATRIX	AREA IN SFT
	TYPE -D2	3B3T 1666
	TYPE -D3	3B3T 1763
	TYPE -D4	3B3T 1764
	TYPE -D5	3B3T 1767
	TYPE -D6	3B3T 1782
	TYPE -D7	3B3T 1778
	TYPE -D8	3B3T 1759
	TYPE -D9	3B3T 1825
	TYPE -E1	3B3T (Large) 1884
	TYPE -E2	3B3T (Large) 1919
	TYPE -E3	3B3T (Large) 1943
	TYPE -E3b	3B3T (Large) 1943
	TYPE -E4	3B3T (Large) 1951

LEGEND	UNIT MATRIX	AREA IN SFT
	TYPE -F1	3B+STUDY 1991
	TYPE -F2	3B+STUDY 2001
	TYPE -F3	3B+STUDY 2037
	TYPE -G1	4B+3T+M 2271
	TYPE -G2	4B+3T+M 2299
	TYPE -H1	4B+4T+M 2492
	TYPE -H2	4B+4T+M 2495
	TYPE -H3	4B+4T+M 2508
	TYPE -H4	4B+4T+M 2508
	TYPE -H5	4B+4T+M 2513
	TYPE -H6	4B+4T+M 2510
	TYPE -H7	4B+4T+M 2513

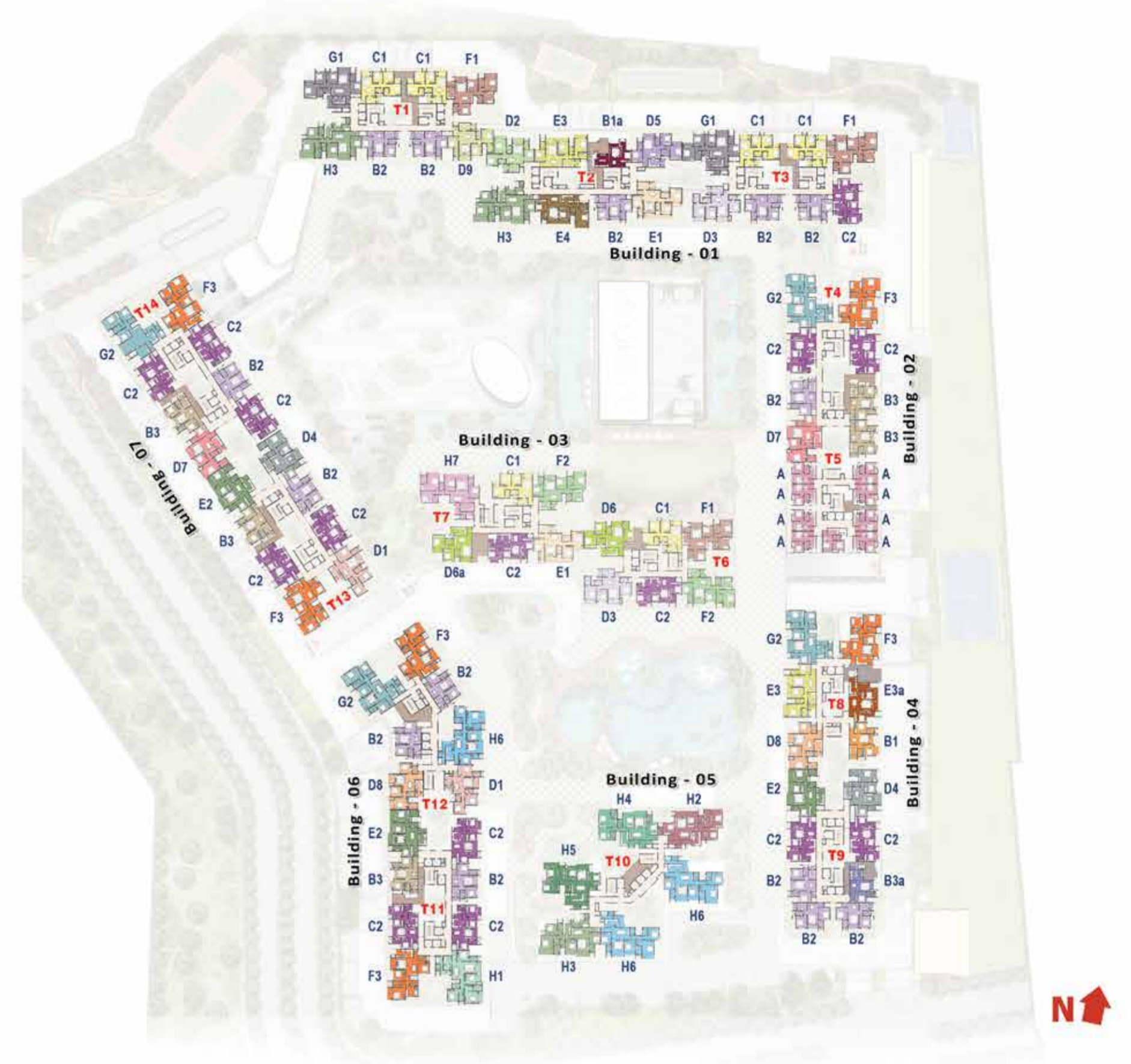
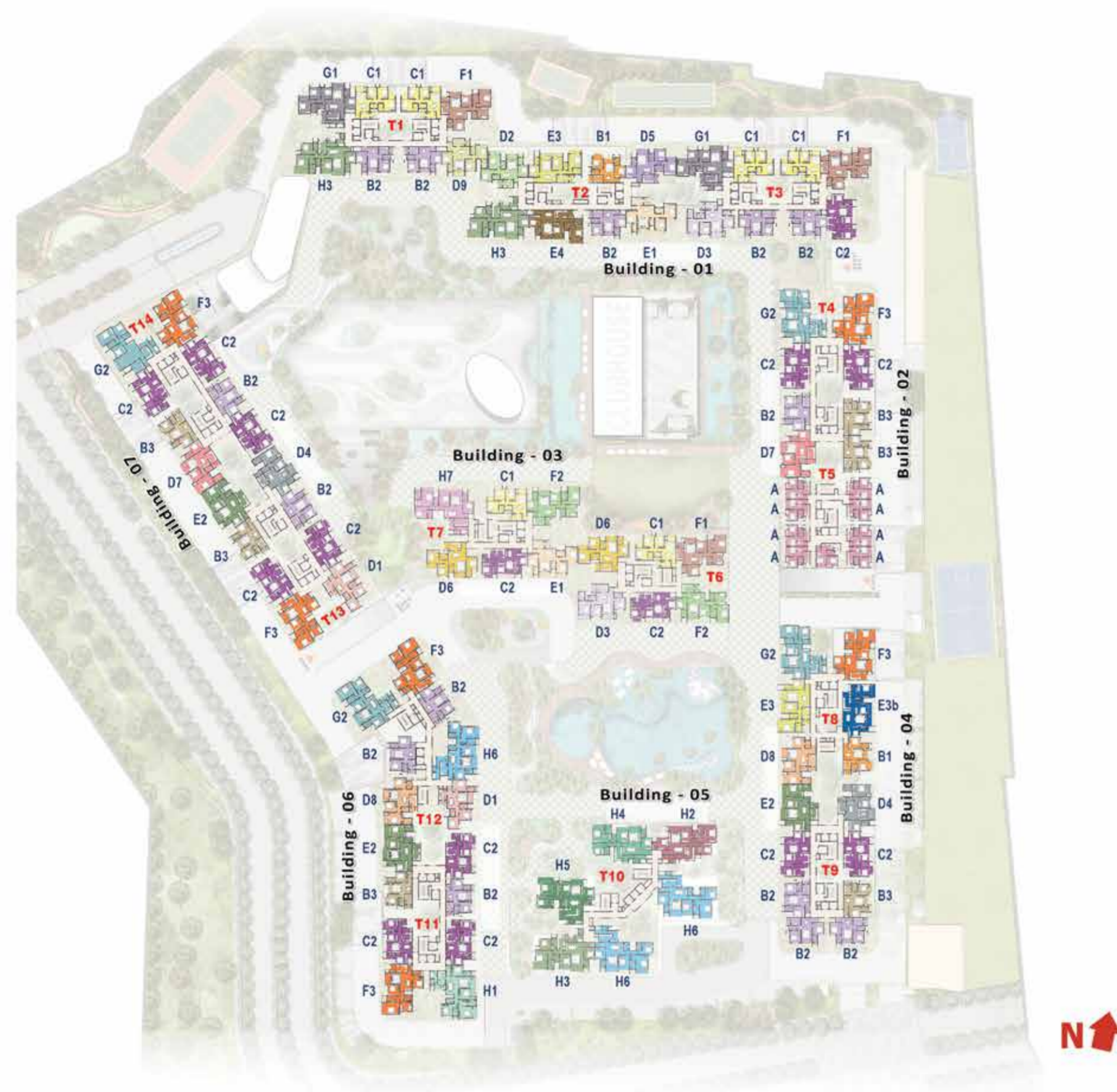
ENTRANCE VIEW



Artist's Impression

TYPICAL FLOOR PLAN

REFUGE FLOOR PLAN



LEGEND	UNIT MATRIX	AREA IN SFT
	TYPE - A	1BHK 659
	TYPE - B1a	1BHK 939
	TYPE - B2a	1BHK 971
	TYPE - B3a	1BHK 976
	TYPE - B1	2B2T 1177
	TYPE - B2	2B2T 1174
	TYPE - B3	2B2T 1194
	TYPE - C2a	2B2T 1222
	TYPE - D6a	2B2T 1526
	TYPE - E3a	2B2T 1504
	TYPE - C1	3B2T 1461
	TYPE - C2	3B2T 1486
	TYPE - D1	3B3T 1647

LEGEND	UNIT MATRIX	AREA IN SFT
	TYPE - D2	3B3T 1666
	TYPE - D3	3B3T 1763
	TYPE - D4	3B3T 1764
	TYPE - D5	3B3T 1767
	TYPE - D6	3B3T 1782
	TYPE - D7	3B3T 1778
	TYPE - D8	3B3T 1759
	TYPE - D9	3B3T 1825
	TYPE - E1	3B3T (Large) 1884
	TYPE - E2	3B3T (Large) 1919
	TYPE - E3	3B3T (Large) 1943
	TYPE - E3b	3B3T (Large) 1943
	TYPE - E4	3B3T (Large) 1951

LEGEND	UNIT MATRIX	AREA IN SFT
	TYPE - F1	3B+STUDY 1991
	TYPE - F2	3B+STUDY 2001
	TYPE - F3	3B+STUDY 2037
	TYPE - G1	4B+3T+M 2271
	TYPE - G2	4B+3T+M 2299
	TYPE - H1	4B+4T+M 2492
	TYPE - H2	4B+4T+M 2495
	TYPE - H3	4B+4T+M 2508
	TYPE - H4	4B+4T+M 2508
	TYPE - H5	4B+4T+M 2513
	TYPE - H6	4B+4T+M 2510
	TYPE - H7	4B+4T+M 2513

LEGEND	UNIT MATRIX	AREA IN SFT
	TYPE - A	1BHK 659
	TYPE - B1a	1BHK 939
	TYPE - B2a	1BHK 971
	TYPE - B3a	1BHK 976
	TYPE - B1	2B2T 1177
	TYPE - B2	2B2T 1174
	TYPE - B3	2B2T 1194
	TYPE - C2a	2B2T 1222
	TYPE - D6a	2B2T 1526
	TYPE - E3a	2B2T 1504
	TYPE - C1	3B2T 1461
	TYPE - C2	3B2T 1486
	TYPE - D1	3B3T 1647

LEGEND	UNIT MATRIX	AREA IN SFT
	TYPE - D2	3B3T 1666
	TYPE - D3	3B3T 1763
	TYPE - D4	3B3T 1764
	TYPE - D5	3B3T 1767
	TYPE - D6	3B3T 1782
	TYPE - D7	3B3T 1778
	TYPE - D8	3B3T 1759
	TYPE - D9	3B3T 1825
	TYPE - E1	3B3T (Large) 1884
	TYPE - E2	3B3T (Large) 1919
	TYPE - E3	3B3T (Large) 1943
	TYPE - E3b	3B3T (Large) 1943
	TYPE - E4	3B3T (Large) 1951

LEGEND	UNIT MATRIX	AREA IN SFT
	TYPE - F1	3B+STUDY 1991
	TYPE - F2	3B+STUDY 2001
	TYPE - F3	3B+STUDY 2037
	TYPE - G1	4B+3T+M 2271
	TYPE - G2	4B+3T+M 2299
	TYPE - H1	4B+4T+M 2492
	TYPE - H2	4B+4T+M 2495
	TYPE - H3	4B+4T+M 2508
	TYPE - H4	4B+4T+M 2508
	TYPE - H5	4B+4T+M 2513
	TYPE - H6	4B+4T+M 2510
	TYPE - H7	4B+4T+M 2513

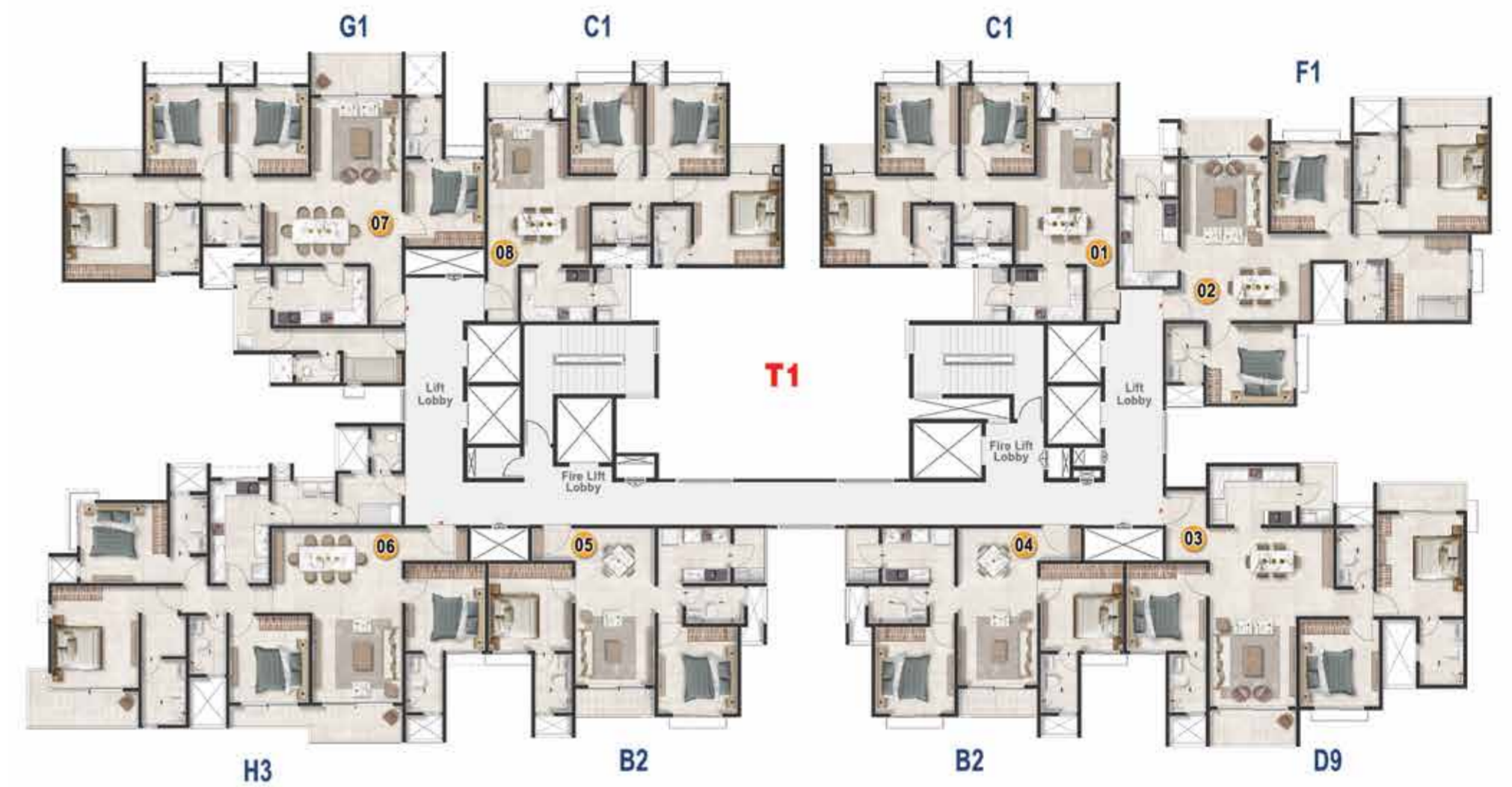
ENTRANCE LOBBY

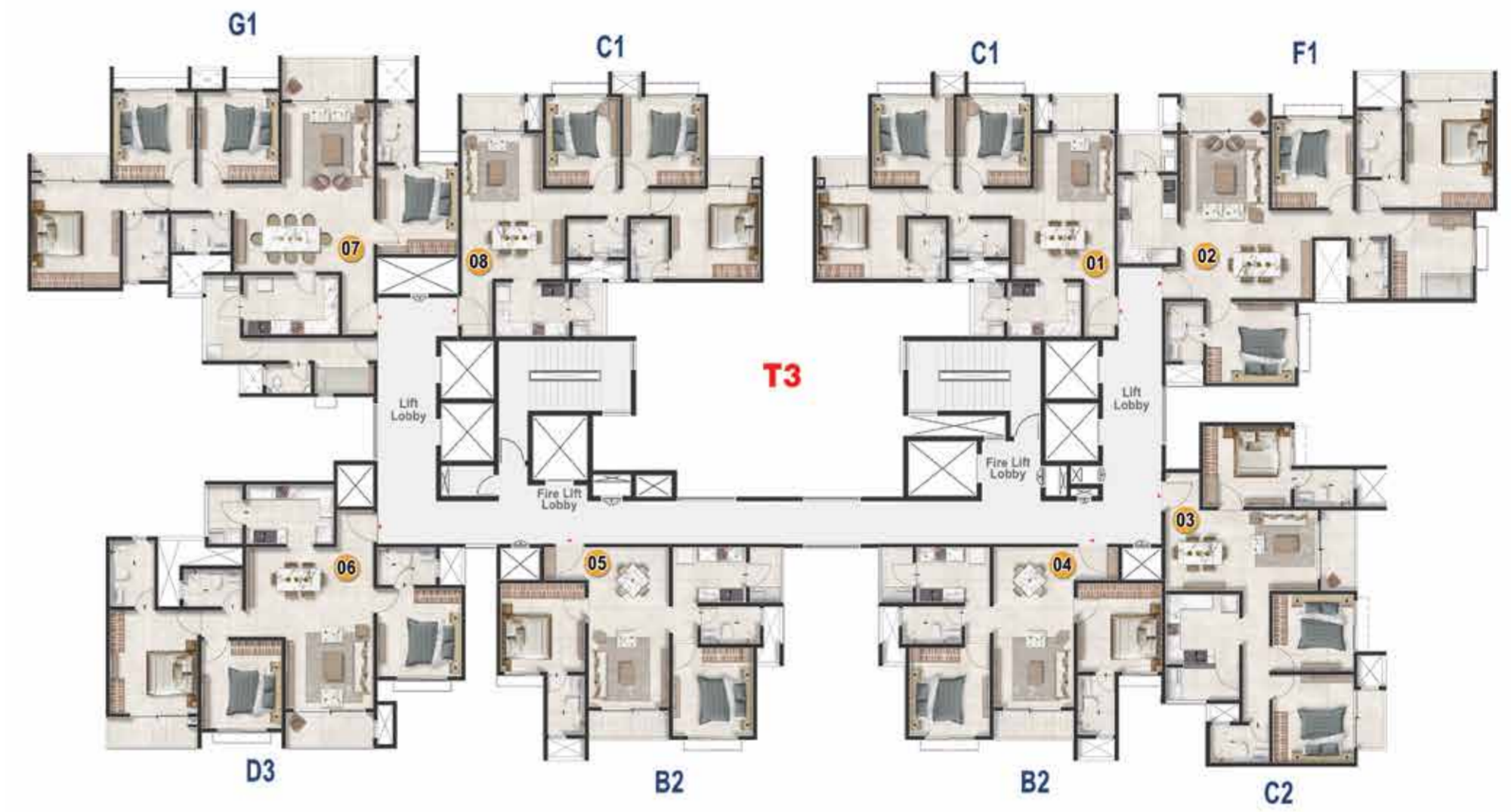


Artist's Impression

BUILDING - 01

Tower - 01 | Tower - 02 | Tower - 03





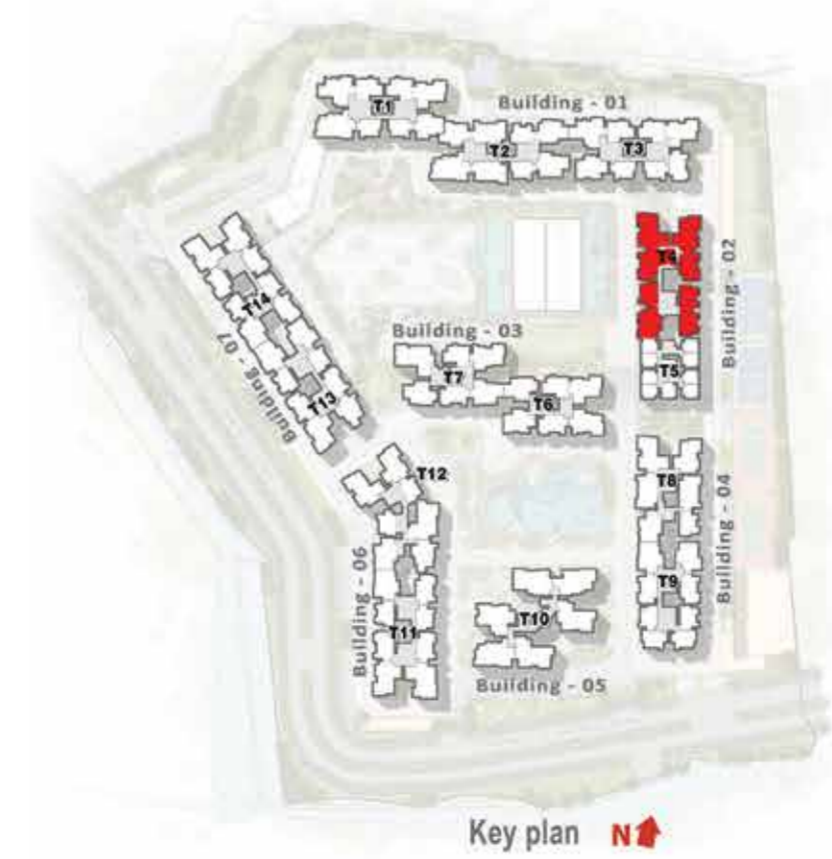
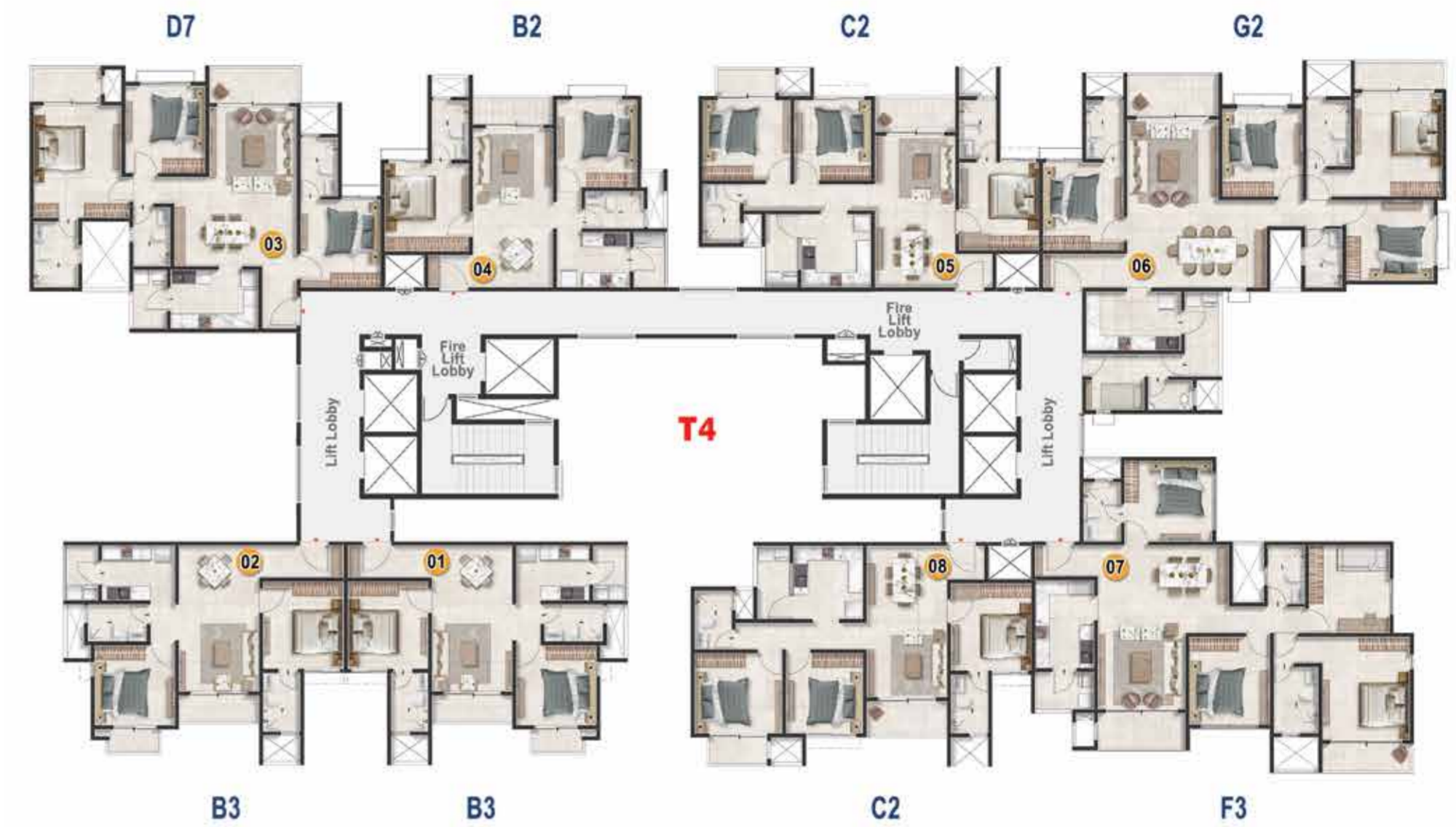
ENTRANCE LOBBY



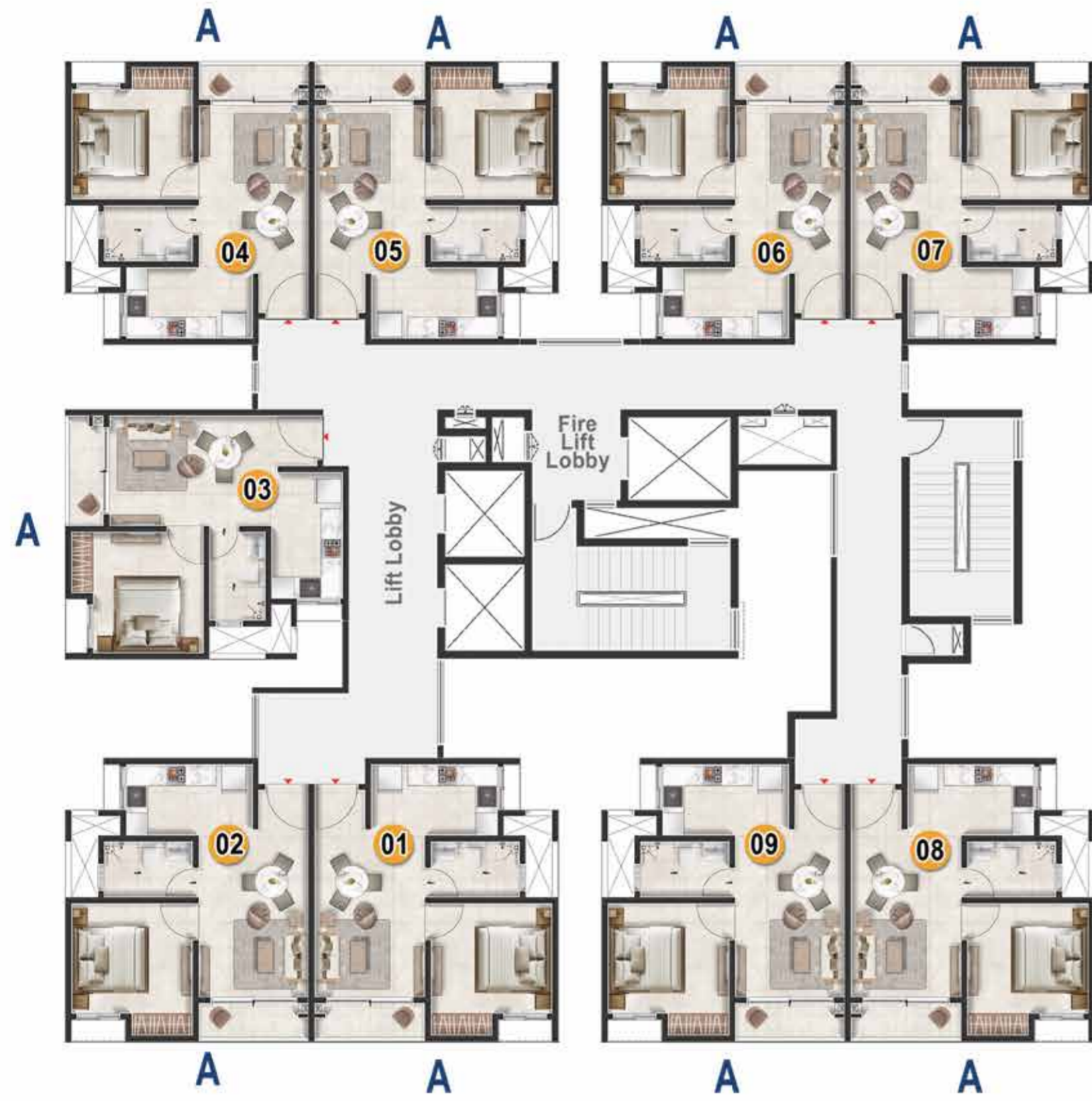
Artist's Impression

BUILDING - 02


Tower - 04 | Tower - 05



BUILDING - 02 - [TOWER -05]



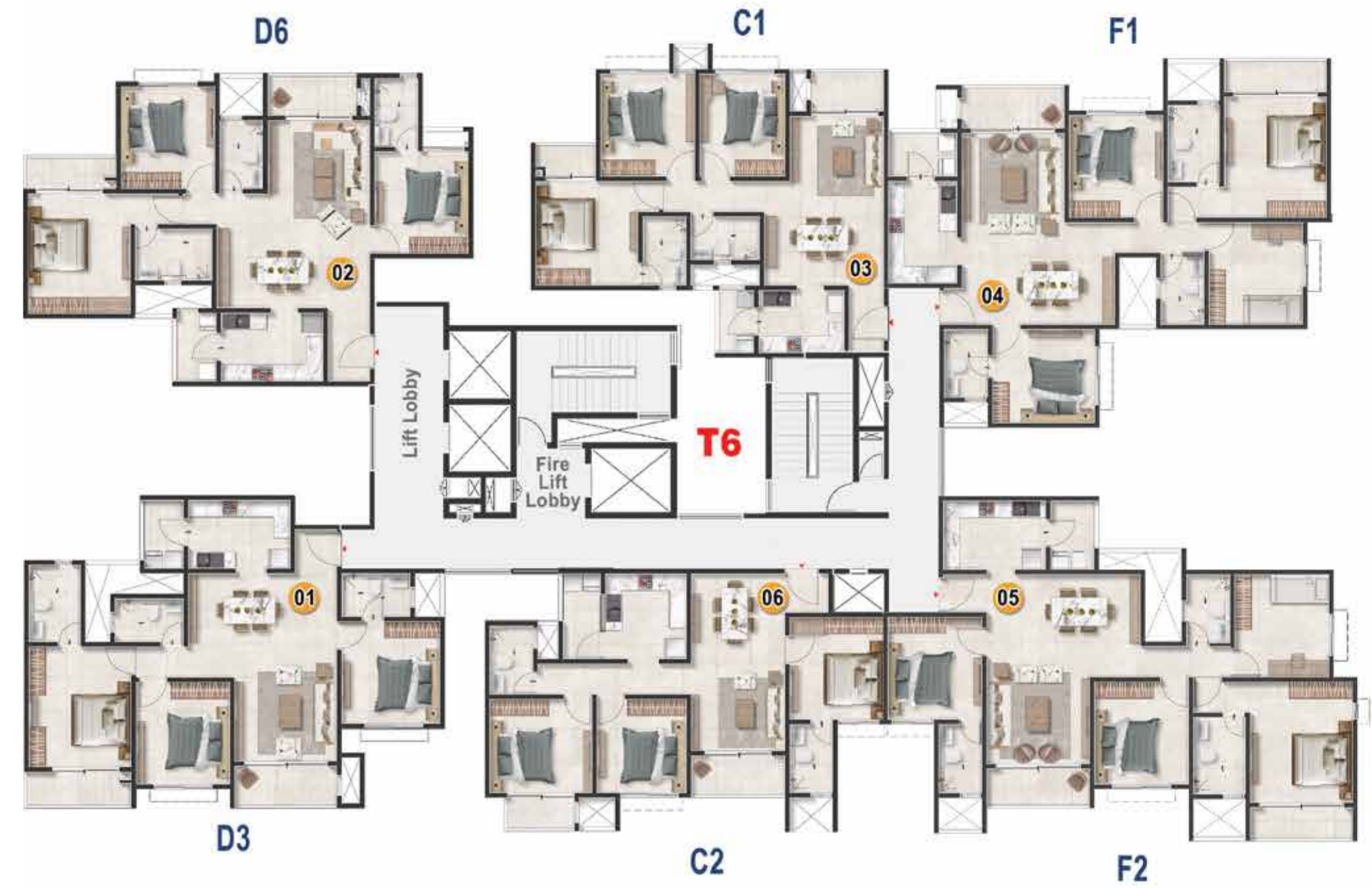
ENTRANCE LOBBY



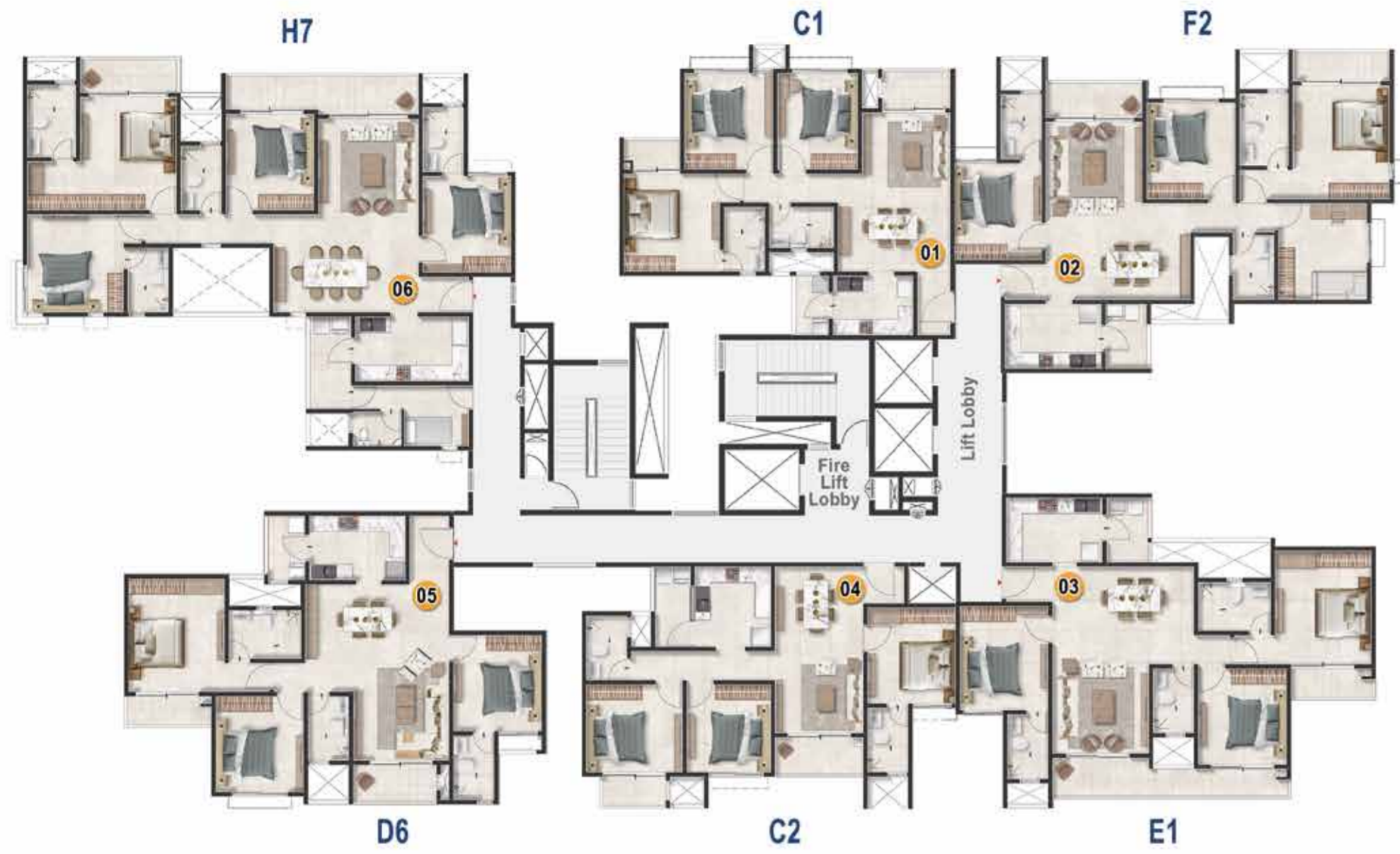
Artist's Impression

BUILDING - 03

Tower - 06 | Tower - 07



BUILDING - 03 - [TOWER - 07]



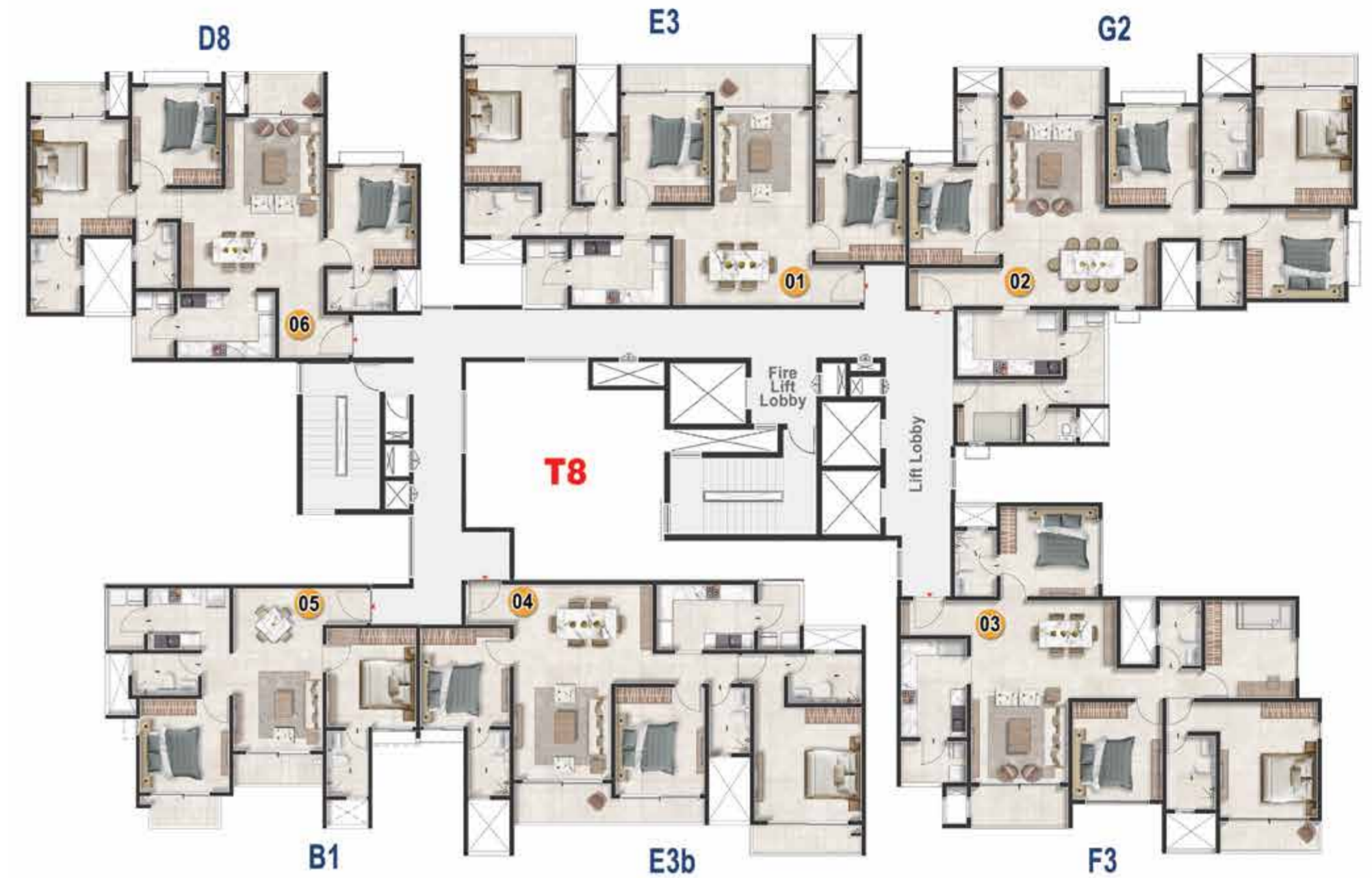
EXTERIOR VIEW



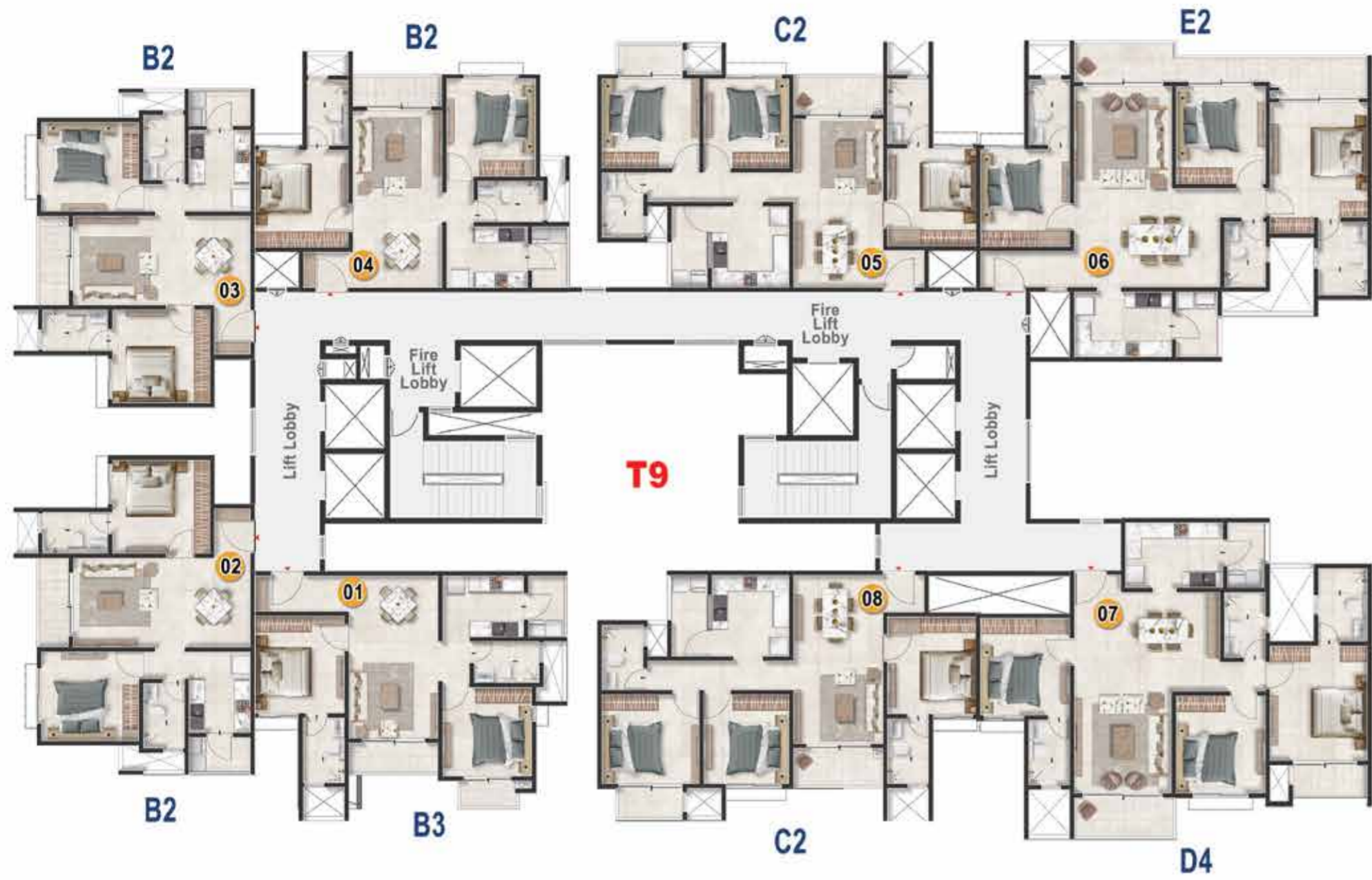
Artist's Impression

BUILDING - 04

Tower - 08 | Tower - 09



BUILDING - 04 - [TOWER - 09]



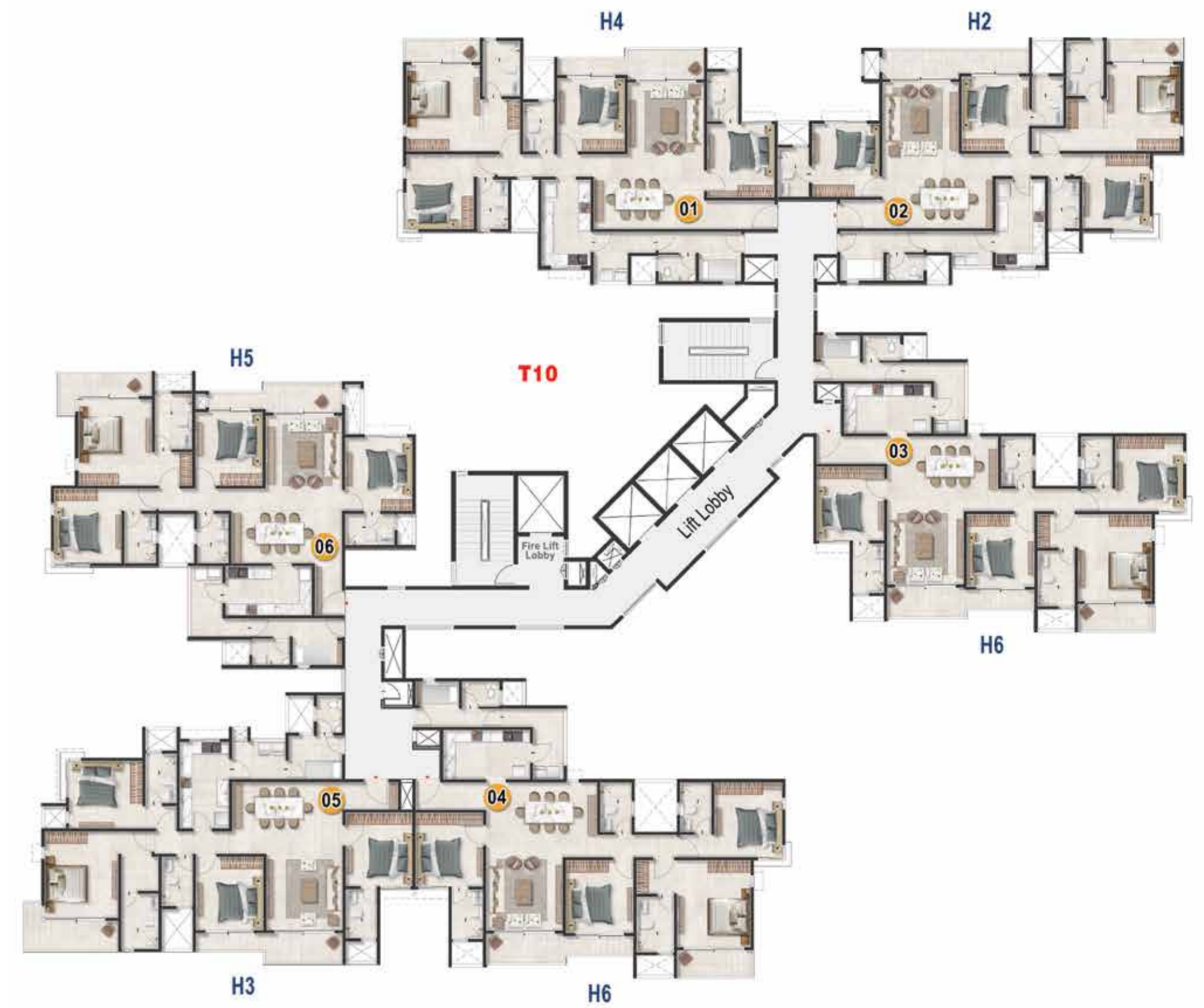
EXTERIOR VIEW



Artist's Impression

BUILDING - 05

Tower - 10



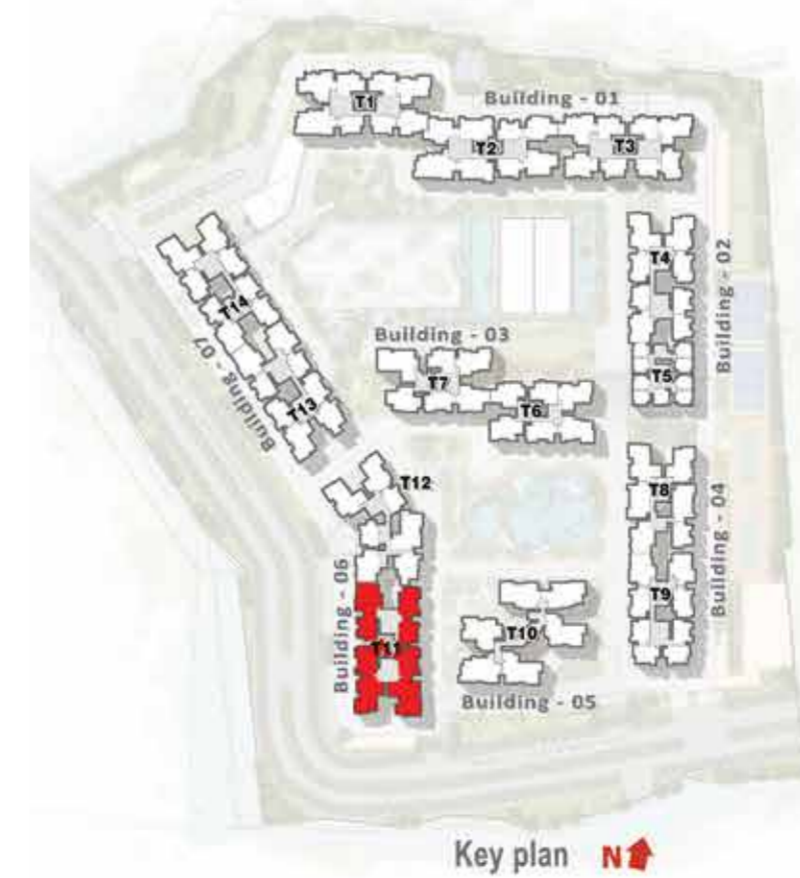
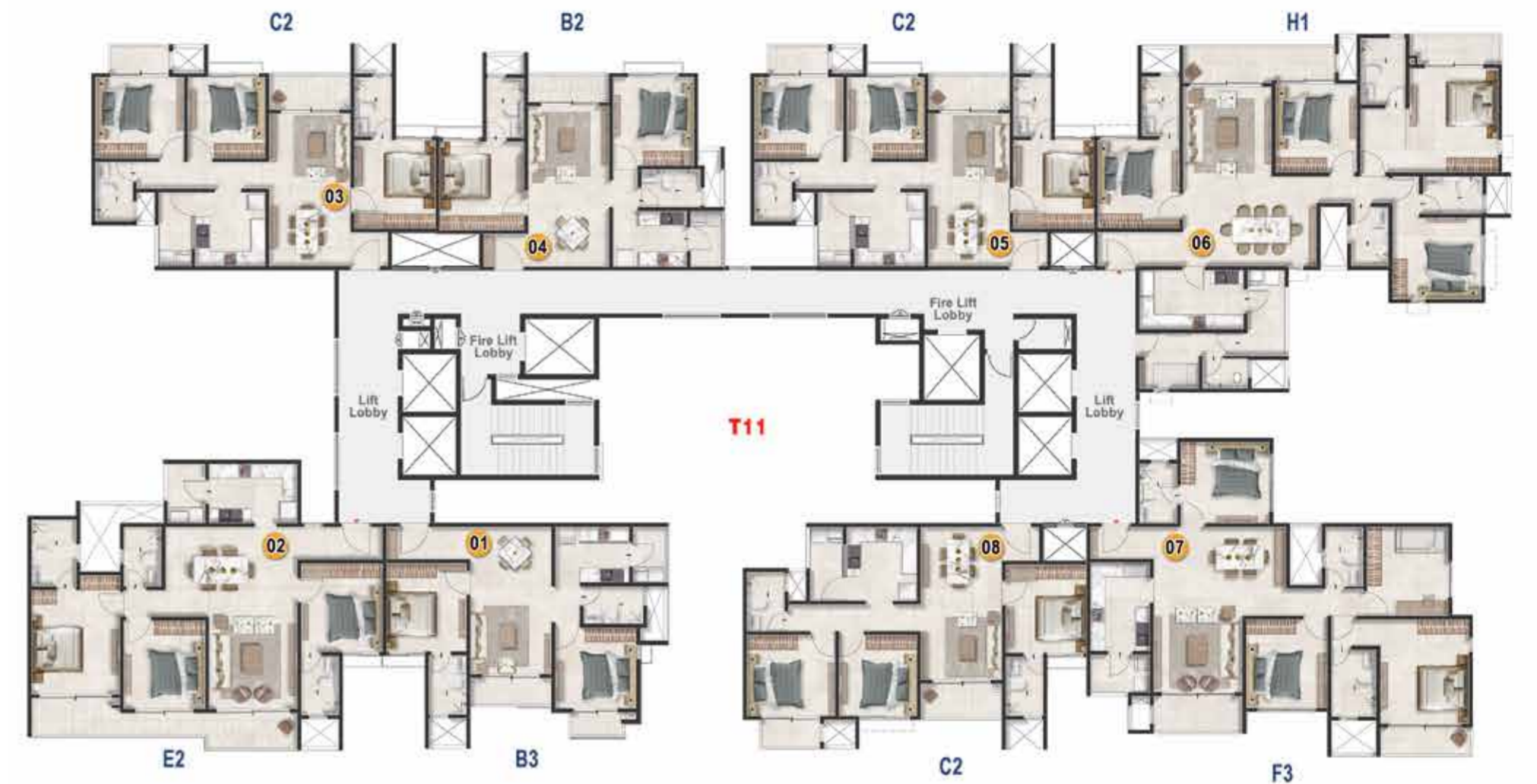
EXTERIOR VIEW



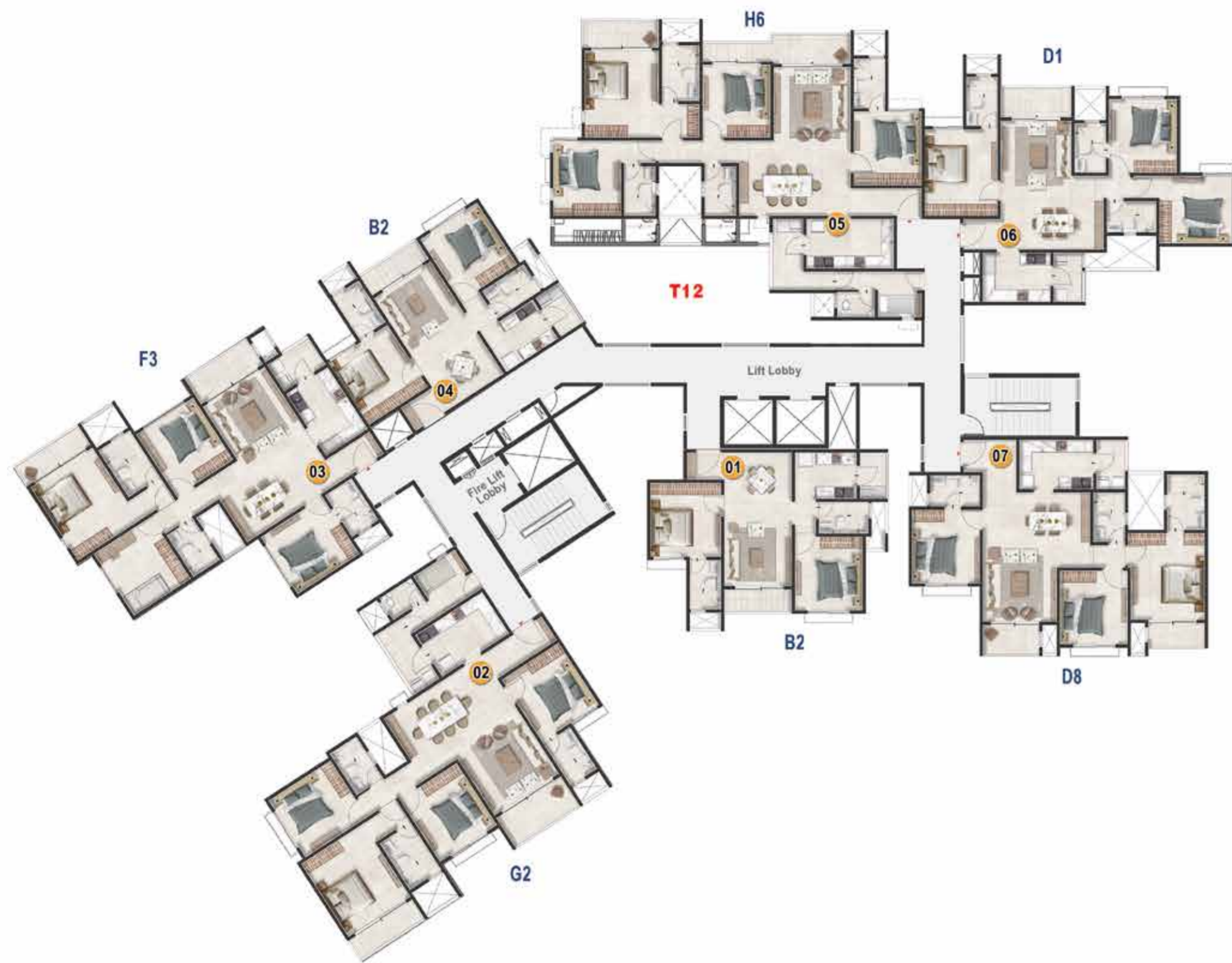
Artist's Impression

BUILDING - 06

Tower - 11 | Tower - 12



BUILDING - 06 - [TOWER - 12]



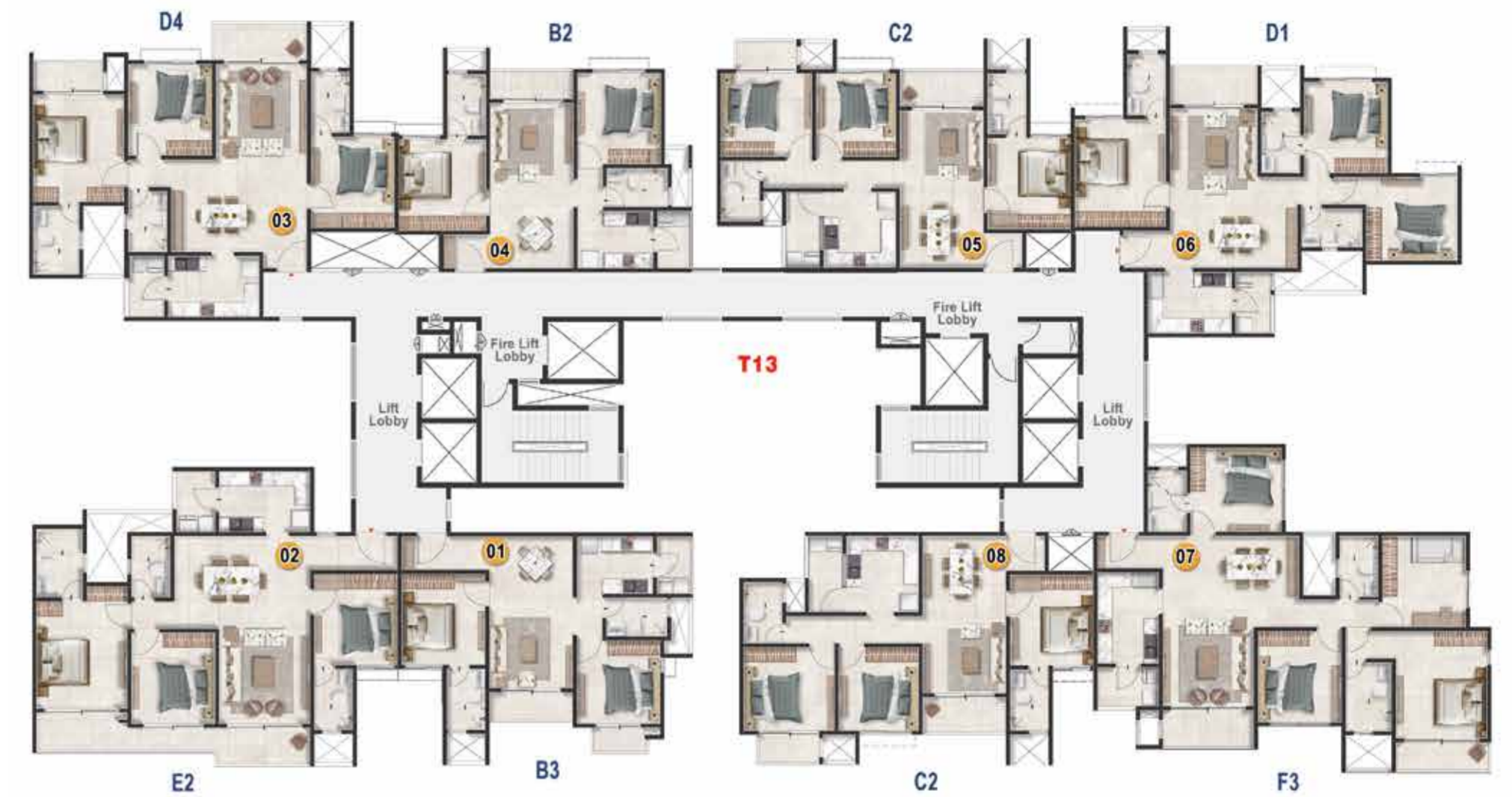
EXTERIOR VIEW



sion

BUILDING - 07

Tower - 13 | Tower - 14



BUILDING - 07 - [TOWER - 14]



EXTERIOR VIEW



sion

UNIT TYPE - H7 [4B + 4T + MAID]

4BHK [2513 sqft - 2271 sqft]

4B + 4T | 4B + 3T



UNIT TYPE - H7	SFT	SQM
Saleable Area	2513	233.47
Carpet Area	1559	144.87
Balcony/Utility	208.61	19.38
Building - 03	Tower - 07	
Level	1 st TO 19 th	

UNIT TYPE - H6 [4B + 4T + MAID]



Key plan **N** ↑
 ■ G TO 19 Levels
 ■ 2 TO 19 Levels

UNIT TYPE - H6	SFT	SQM
Saleable Area	2510	233.17
Carpet Area	1561	145.06
Balcony/Utility	209.14	19.43
Building - 05, 06	Tower - 10, 12	
Level	G nd TO 19 th	

UNIT TYPE - H5 [4B + 4T + MAID]



Key plan **N** ↑
 ■ G TO 19 Levels

UNIT TYPE - H5	SFT	SQM
Saleable Area	2513	233.42
Carpet Area	1558	144.77
Balcony/Utility	211.08	19.61
Building - 05	Tower - 10	
Level	G nd TO 19 th	

UNIT TYPE - H4 [4B + 4T + MAID]



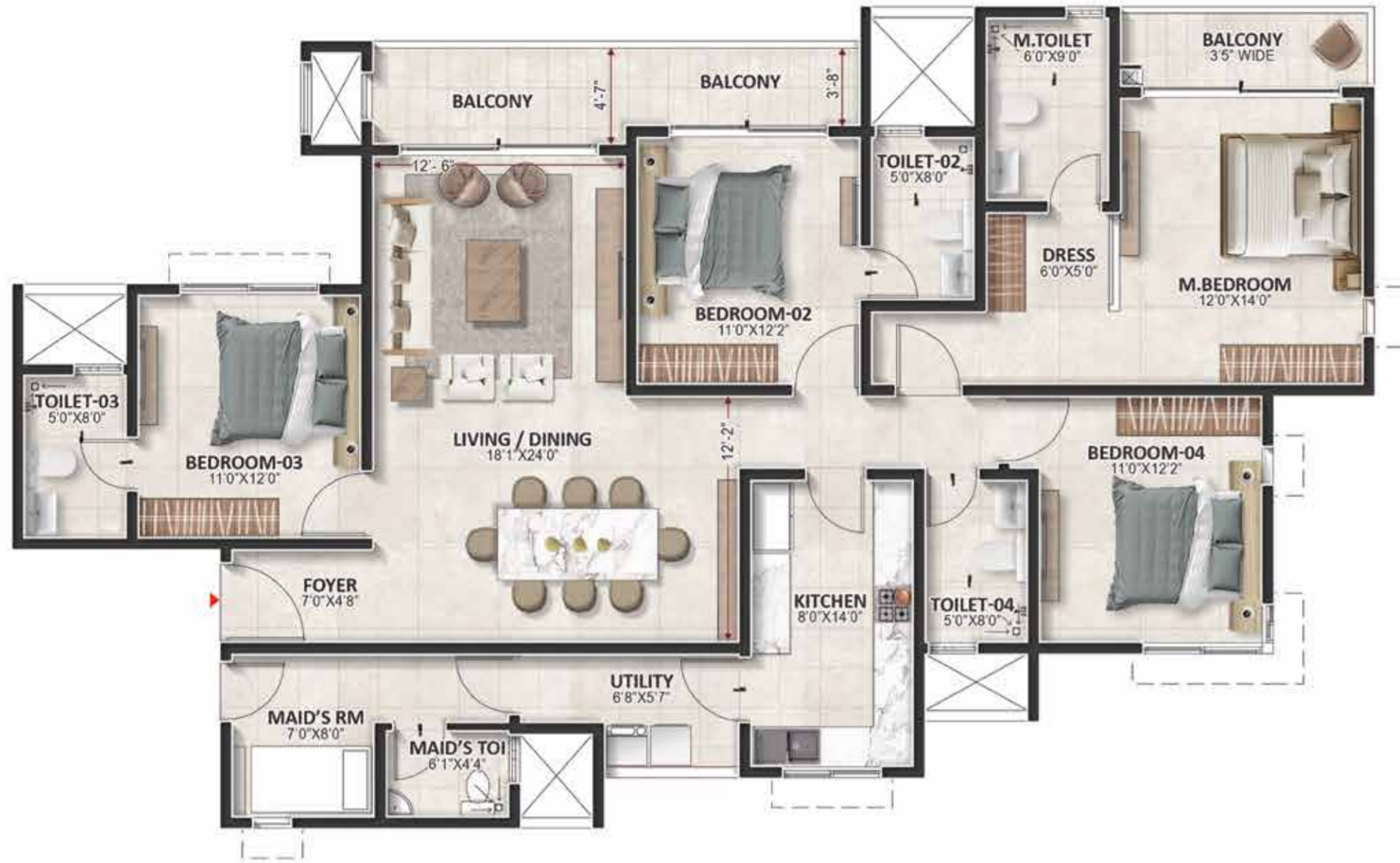
UNIT TYPE - H4	SFT	SQM
Saleable Area	2508	232.95
Carpet Area	1593	147.96
Balcony/Utility	187.29	17.40
Building - 05	Tower - 10	
Level	G nd TO 19 th	

UNIT TYPE - H3 [4B + 4T + MAID]



UNIT TYPE - H3	SFT	SQM
Saleable Area	2508	233.03
Carpet Area	1559	144.81
Balcony/Utility	212.37	19.73
Building - 01 & 05	Tower - 01, 02, 10	
Level	G nd TO 19 th	

UNIT TYPE - H2 [4B + 4T + MAID]



Key plan N
 ■ G TO 19 Levels

UNIT TYPE - H2	SFT	SQM
Saleable Area	2495	231.76
Carpet Area	1580	146.79
Balcony/Utility	190.74	17.12
Building - 05	Tower - 10	
Level	G nd TO 19 th	

UNIT TYPE - H1 [4B + 4T + MAID]



Key plan N
 ■ G TO 19 Levels

UNIT TYPE - H1	SFT	SQM
Saleable Area	2492	231.49
Carpet Area	1571	145.96
Balcony/Utility	193.75	18.00
Building - 06	Tower - 11	
Level	G nd TO 19 th	

UNIT TYPE - G2 [4B + 3T + MAID]



Key plan **N** ↑
 ■ G TO 19 Levels
 ■ 1 TO 19 Levels

UNIT TYPE - G2	SFT	SQM
Saleable Area	2299	213.61
Carpet Area	1464	135.99
Balcony/Utility	161.14	14.97
Building - 02, 04, 06 & 07	Tower - 04, 08, 12, 14	
Level	G nd TO 19 th	

UNIT TYPE - G1 [4B + 3T + MAID]



Key plan **N** ↑
 ■ G TO 19 Levels

UNIT TYPE - G1	SFT	SQM
Saleable Area	2271	210.94
Carpet Area	1458	135.43
Balcony/Utility	151.45	14.07
Building - 01	Tower - 01, 03	
Level	G nd TO 19 th	

EXTERIOR VIEW



Artist's Impression

UNIT TYPE - F3 [3BHK + STUDY]

3BHK [2037 sqft - 1461 sqft]

3BHK + STUDY | 3BHK LARGE
3B + 3T | 3B + 2T



UNIT TYPE - F3	SFT	SQM
Saleable Area	2037	189.28
Carpet Area	1300	120.73
Balcony/Utility	136.38	12.67
Building - 02, 04, 06 & 07	Tower - 04, 08, 11, 12, 13, 14	
Level	G nd TO 19 th	

UNIT TYPE - F2 [3BHK + STUDY]



Key plan

- G TO 19 Levels
- 1 TO 19 Levels

UNIT TYPE - F2	SFT	SQM
Saleable Area	2001	185.91
Carpet Area	1279	118.79
Balcony/Utility	129.81	12.06
Building - 03	Tower - 06, 07	
Level	G nd TO 19 th	

UNIT TYPE - F1 [3BHK + STUDY]



Key plan

- G TO 19 Levels
- 1 TO 19 Levels

UNIT TYPE - F1	SFT	SQM
Saleable Area	1991	184.93
Carpet Area	1268	117.83
Balcony/Utility	136.38	12.67
Building - 01 & 03	Tower - 01, 03, 06	
Level	G nd TO 19 th	

UNIT TYPE - E4 [3BHK LARGE]



UNIT TYPE - E4	SFT	SQM
Saleable Area	1951	181.29
Carpet Area	1199	111.41
Balcony/Utility	176.31	16.38
Building - 01	Tower - 02	
Level	1 st TO 19 th	

UNIT TYPE - E3b [3BHK LARGE]



UNIT TYPE - E3b	SFT	SQM
Saleable Area	1943	180.47
Carpet Area	1198	111.29
Balcony/Utility	168.24	15.63
Building - 04	Tower - 08	
Level	G nd TO 19 th	

UNIT TYPE - E3 [3BHK LARGE]



Key plan **N** ↑
■ G TO 19 Levels
■ 2 TO 19 Levels

UNIT TYPE - E3	SFT	SQM
Saleable Area	1943	180.47
Carpet Area	1198	111.29
Balcony/Utility	168.24	15.63
Building - 01 & 04	Tower - 02 & 08	
Level	G nd TO 19 th	

UNIT TYPE - E2 [3BHK LARGE]



Key plan **N** ↑
■ G TO 19 Levels

UNIT TYPE - E2	SFT	SQM
Saleable Area	1919	178.28
Carpet Area	1172	108.85
Balcony/Utility	184.28	17.12
Building - 04, 06 & 07	Tower - 09, 11, 13	
Level	G nd TO 19 th	

UNIT TYPE - E1 [3BHK LARGE]

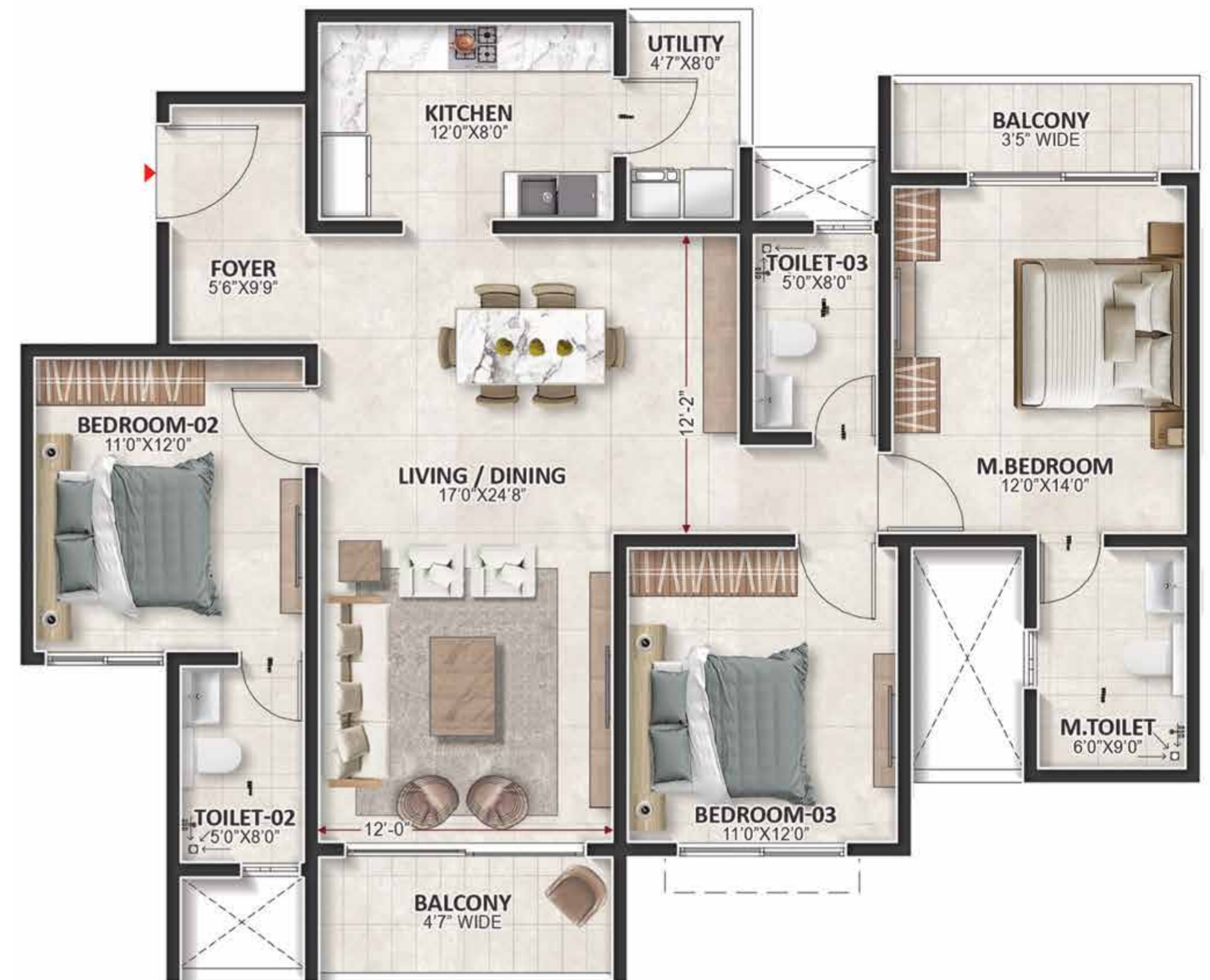


Key plan **N** ↑

- 1 TO 19 Levels
- 2 TO 19 Levels

UNIT TYPE - E1	SFT	SQM
Saleable Area	1884	175.01
Carpet Area	1136	105.50
Balcony/Utility	180.73	16.79
Building - 01 & 03	Tower - 02, 07	
Level	1 st TO 19 th	

UNIT TYPE - D9 [3B + 3T]



Key plan **N** ↑

- 1 TO 19 Levels

UNIT TYPE - D9	SFT	SQM
Saleable Area	1825	169.59
Carpet Area	1154	107.18
Balcony/Utility	132.18	12.28
Building - 01	Tower - 01	
Level	1 st TO 19 th	

UNIT TYPE - D8 [3B + 3T]



Key plan
 G TO 19 Levels

UNIT TYPE - D8	SFT	SQM
Saleable Area	1759	163.43
Carpet Area	1122	104.25
Balcony/Utility	111.41	10.35
Building - 04 & 06	Tower - 08, 12	
Level	G nd TO 19 th	

EXTERIOR VIEW



sion

UNIT TYPE - D7 [3B + 3T]



Key plan **N** ↑
 ■ G TO 19 Levels
 ■ 1 TO 19 Levels

UNIT TYPE - D7	SFT	SQM
Saleable Area	1778	165.20
Carpet Area	1120	104.02
Balcony/Utility	130.57	12.13
Building - 02 & 07	Tower - 04, 14	
Level	G nd TO 19 th	

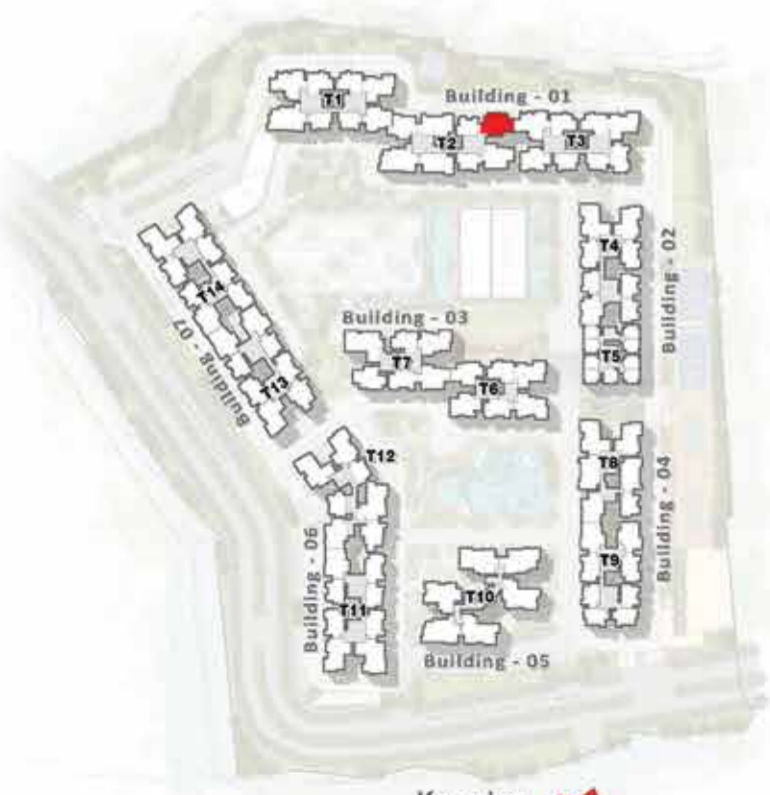
UNIT TYPE - D6 [3B + 3T]



Key plan **N** ↑
 ■ 2 TO 19 Levels
 ■ 1 TO 18 Levels

UNIT TYPE - D6	SFT	SQM
Saleable Area	1782	165.57
Carpet Area	1134	105.36
Balcony/Utility	115.50	10.73
Building - 03	Tower - 06, 07	
Level	1 st TO 19 th	

UNIT TYPE - D5 [3B + 3T]



Key plan N ↑
 ■ G TO 19 Levels

UNIT TYPE - D5	SFT	SQM
Saleable Area	1767	164.20
Carpet Area	1122	104.24
Balcony/Utility	122.28	11.36
Building - 01	Tower - 02	
Level	G nd TO 19 th	

UNIT TYPE - D4 [3B + 3T]



Key plan N ↑
 ■ G TO 19 Levels
 ■ 1 TO 19 Levels

UNIT TYPE - D4	SFT	SQM
Saleable Area	1764	163.91
Carpet Area	1116	103.65
Balcony/Utility	123.14	11.44
Building - 04 & 07	Tower - 09, 13	
Level	G nd TO 19 th	

UNIT TYPE - D3 [3B + 3T]



UNIT TYPE - D3	SFT	SQM
Saleable Area	1763	163.77
Carpet Area	1099	102.06
Balcony/Utility	130.78	12.15
Building - 01 & 03	Tower - 03, 06	
Level	1 st TO 19 th	

UNIT TYPE - D2 [3B + 3T]



UNIT TYPE - D2	SFT	SQM
Saleable Area	1666	154.81
Carpet Area	1038	96.39
Balcony/Utility	130.14	12.09
Building - 01	Tower - 02	
Level	1 st TO 19 th	

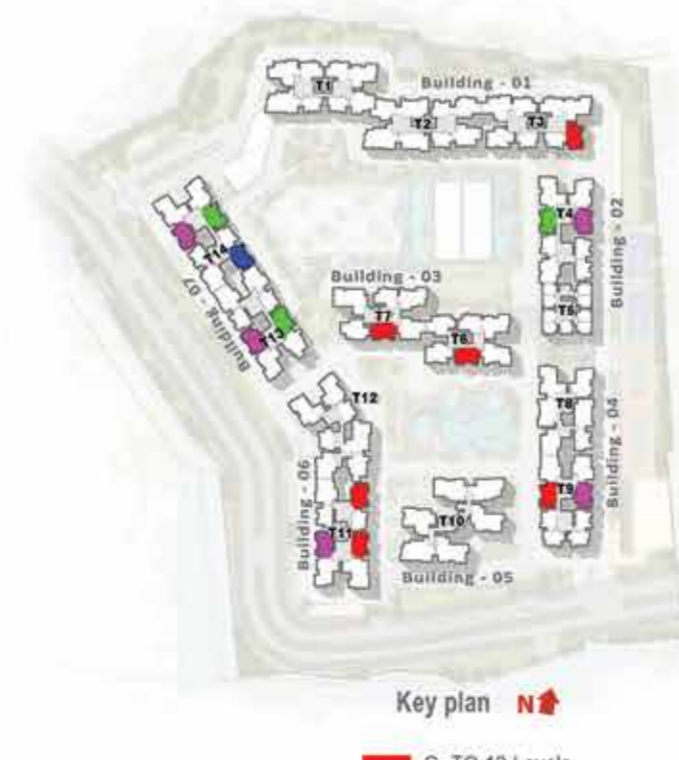
UNIT TYPE - D1 [3B + 3T]



Key plan **N** ↑
 ■ G TO 19 Levels
 ■ 1 TO 19 Levels

UNIT TYPE - D1	SFT	SQM
Saleable Area	1647	153.04
Carpet Area	1061	98.61
Balcony/Utility	89.34	8.30
Building - 06 & 07	Tower - 12, 13	
Level	G nd TO 19 th	

UNIT TYPE - C2 [3B + 2T]



Key plan **N** ↑
 ■ G TO 19 Levels
 ■ 1 TO 19 Levels
 ■ 2 TO 19 Levels
 ■ 3 TO 19 Levels

UNIT TYPE - C2	SFT	SQM
Saleable Area	1486	138.06
Carpet Area	919	85.35
Balcony/Utility	117.87	10.95
Building - 01, 02, 03, 04, 06 & 07	Tower - 03, 04, 06, 07, 09, 11, 13, 14	
Level	G nd TO 19 th	

UNIT TYPE - C1 [3B + 2T]



UNIT TYPE - C1	SFT	SQM
Saleable Area	1461	135.77
Carpet Area	940	87.36
Balcony/Utility	89.99	8.36
Building - 01 & 03	Tower - 01, 03, 06, 07	
Level	1 st TO 19 th	



Key plan 

 1 TO 19 Levels

 2 TO 19 Levels

EXTERIOR VIEW



Artist's Impression

UNIT TYPE - E3a [2B + 2T]

2BHK [1504 sqft - 1177 sqft]

2B + 2T



UNIT TYPE - E3a	SFT	SQM
Saleable Area	1504	139.73
Carpet Area	921	85.57
Balcony/Utility	127.23	11.82
Building - 04	Tower - 08	
Level	19 th	

UNIT TYPE - D6a [2B + 2T]



Key plan
 19 Level

UNIT TYPE - D6a	SFT	SQM
Saleable Area	1526	141.72
Carpet Area	951	88.33
Balcony/Utility	115.50	10.73
Building - 03	Tower - 07	
Level	19 th	

UNIT TYPE - C2a [2B + 2T]



Key plan
 1 TO 02 Levels

UNIT TYPE - C2a	SFT	SQM
Saleable Area	1222	113.49
Carpet Area	751	69.74
Balcony/Utility	90.96	8.45
Building - 02 & 07	Tower - 04, 13 & 14	
Level	1 st TO 02 th	

UNIT TYPE - B3 [2B + 2T]



Key plan **N** ↑

- G TO 19 Levels
- 2 TO 19 Levels
- 2 TO 18 Levels

UNIT TYPE - B3	SFT	SQM
Saleable Area	1194	110.96
Carpet Area	739	68.61
Balcony/Utility	86.76	8.06
Building - 02, 04, 06 & 07	Tower - 04, 09, 11, 13, 14	
Level	G nd TO 19 th	

UNIT TYPE - B2 [2B + 2T]



Key plan **N** ↑

- G TO 19 Levels
- 1 TO 19 Levels
- 2 TO 19 Levels
- 3 TO 19 Levels

UNIT TYPE - B2	SFT	SQM
Saleable Area	1174	109.06
Carpet Area	749	69.56
Balcony/Utility	66.84	6.21
Building - 01, 02, 04, 06 & 07	Tower - 01, 02, 03, 04, 09, 11, 12, 13, 14	
Level	G nd TO 19 th	

UNIT TYPE - B1 [2B + 2T]



Key plan 
 2 TO 18 Levels
 G TO 19 Levels

UNIT TYPE - B1	SFT	SQM
Saleable Area	1177	109.38
Carpet Area	715	66.45
Balcony/Utility	95.58	8.88
Building - 01 & 04	Tower - 02, 08	
Level	G nd TO 19 th	

EXTERIOR VIEW



Artist's Impression

UNIT TYPE - B3a [1 BHK]



1BHK [976 sqft - 659 sqft]

1B + 1T



UNIT TYPE - B3a	SFT	SQM
Saleable Area	976	90.67
Carpet Area	592	55.02
Balcony/Utility	68.14	6.33
Building - 04	Tower - 09	
Level	19 th	

UNIT TYPE - B2a [1 BHK]



UNIT TYPE - B2a	SFT	SQM
Saleable Area	971	90.23
Carpet Area	591	54.89
Balcony/Utility	66.84	6.21
Building - 02 & 07	Tower - 04, 13, 14	
Level	1 st TO 2 nd	

UNIT TYPE - B1a [1 BHK]



UNIT TYPE - B1a	SFT	SQM
Saleable Area	939	87.26
Carpet Area	564	52.36
Balcony/Utility	68.14	6.33
Building - 01	Tower - 02	
Level	19 th	

UNIT TYPE - A [1 BHK]



Key plan 
 G TO 19 Levels
 1 TO 19 Levels

UNIT TYPE - A	SFT	SQM
Saleable Area	659	61.25
Carpet Area	419	38.93
Balcony/Utility	27.88	2.59
Building - 02	Tower - 05	
Level	G nd TO 19 th	

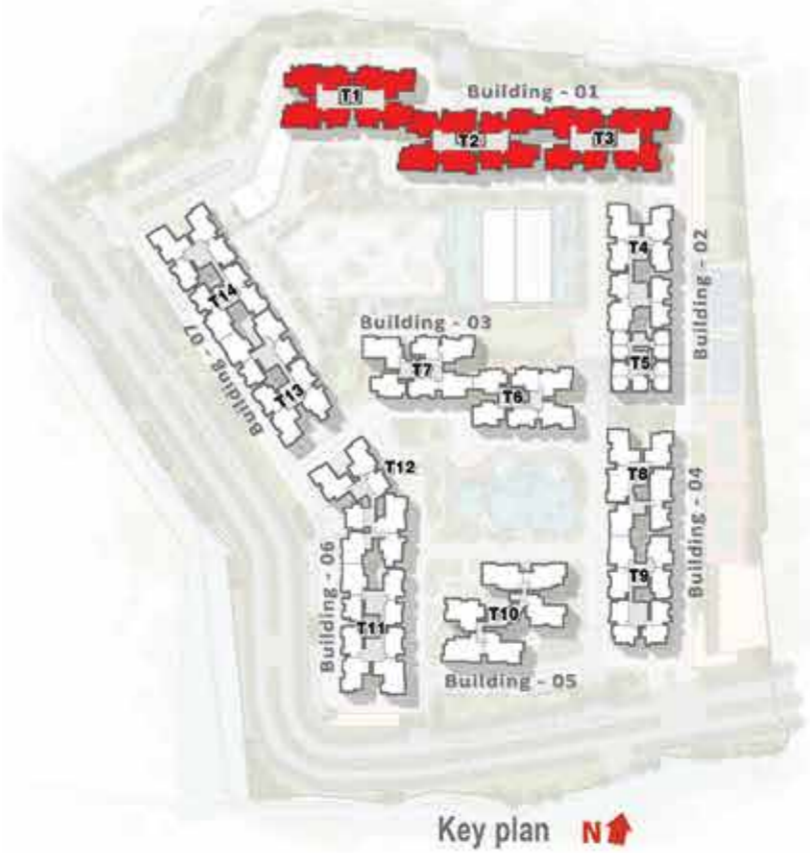
EXTERIOR VIEW



Artist's Impression

BUILDINGS - 01 TO 07 Towers 01 - 14

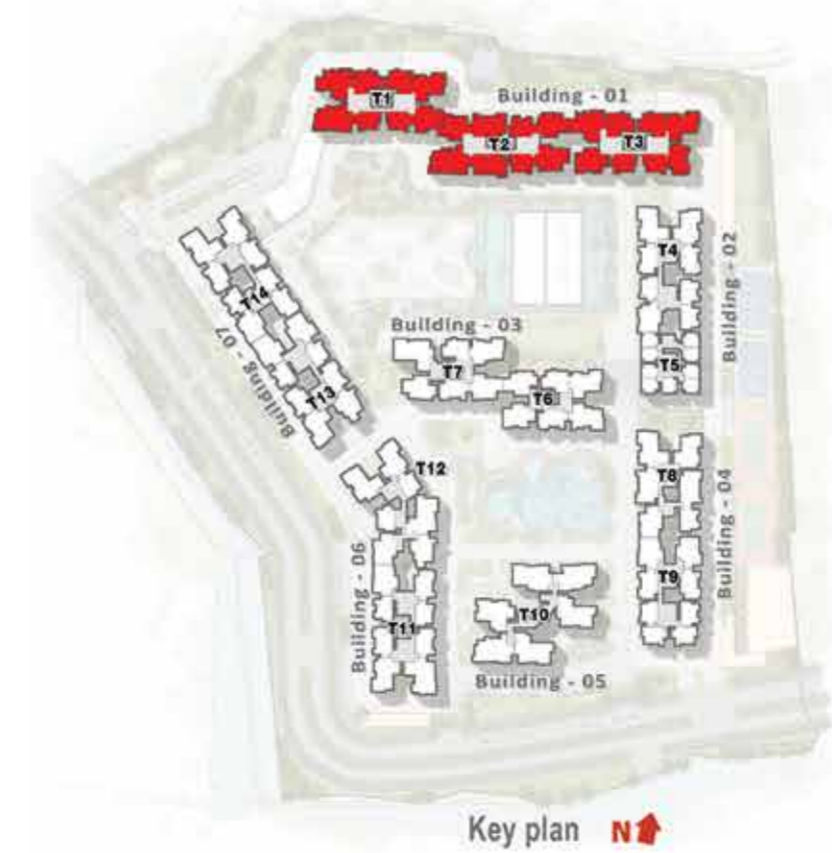
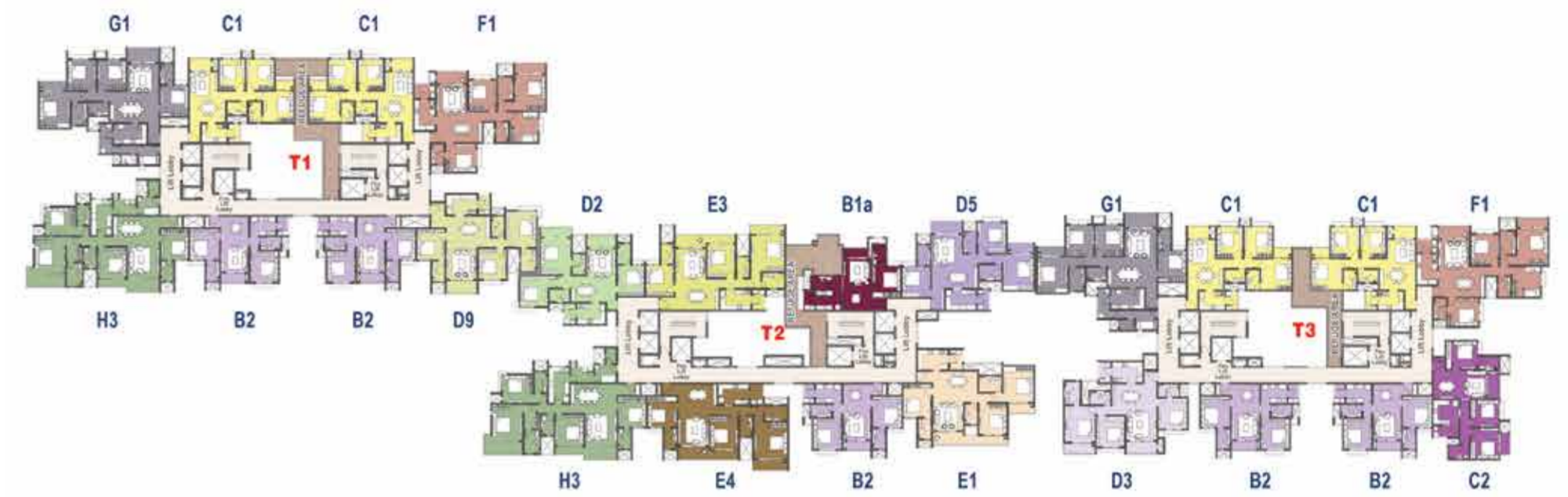
Ground Floor | First Floor | Second Floor | Refuge Floor



BUILDING - 01 - [FIRST FLOOR PLAN]



BUILDING - 01 - [REFUGE FLOOR PLAN]



BUILDING - 02 - [GROUND FLOOR PLAN]



LIVING & DINING

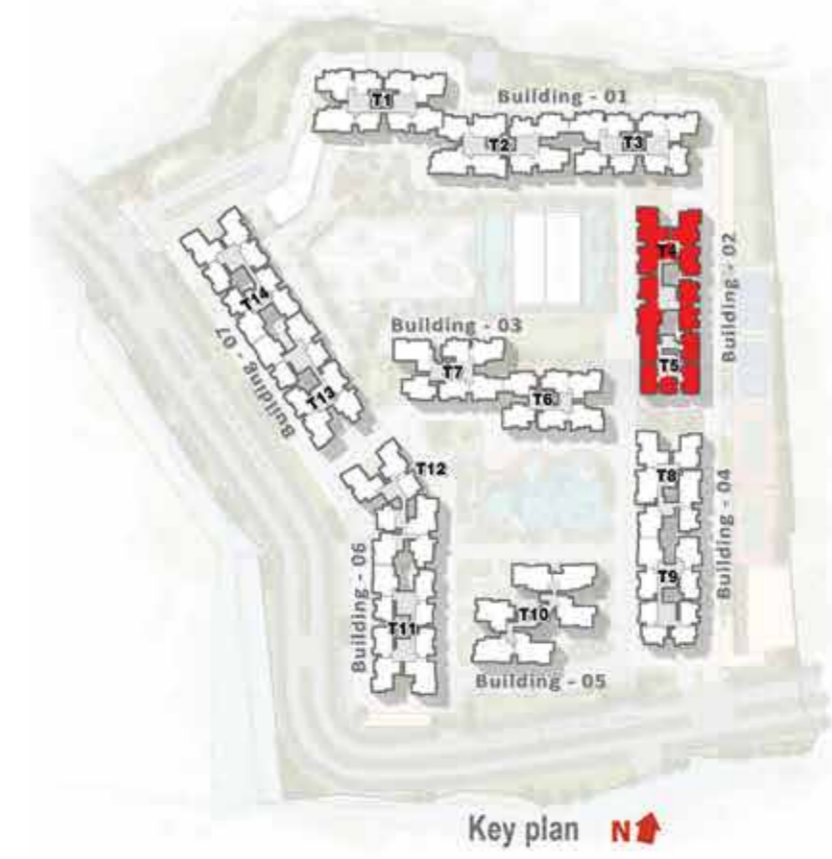


Artist's Impression

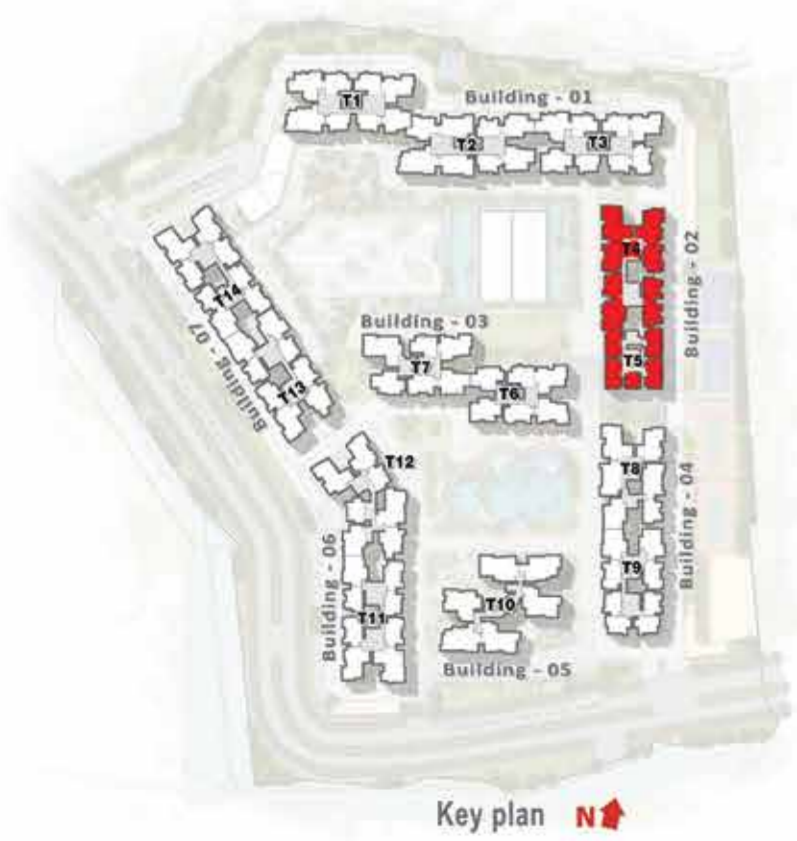
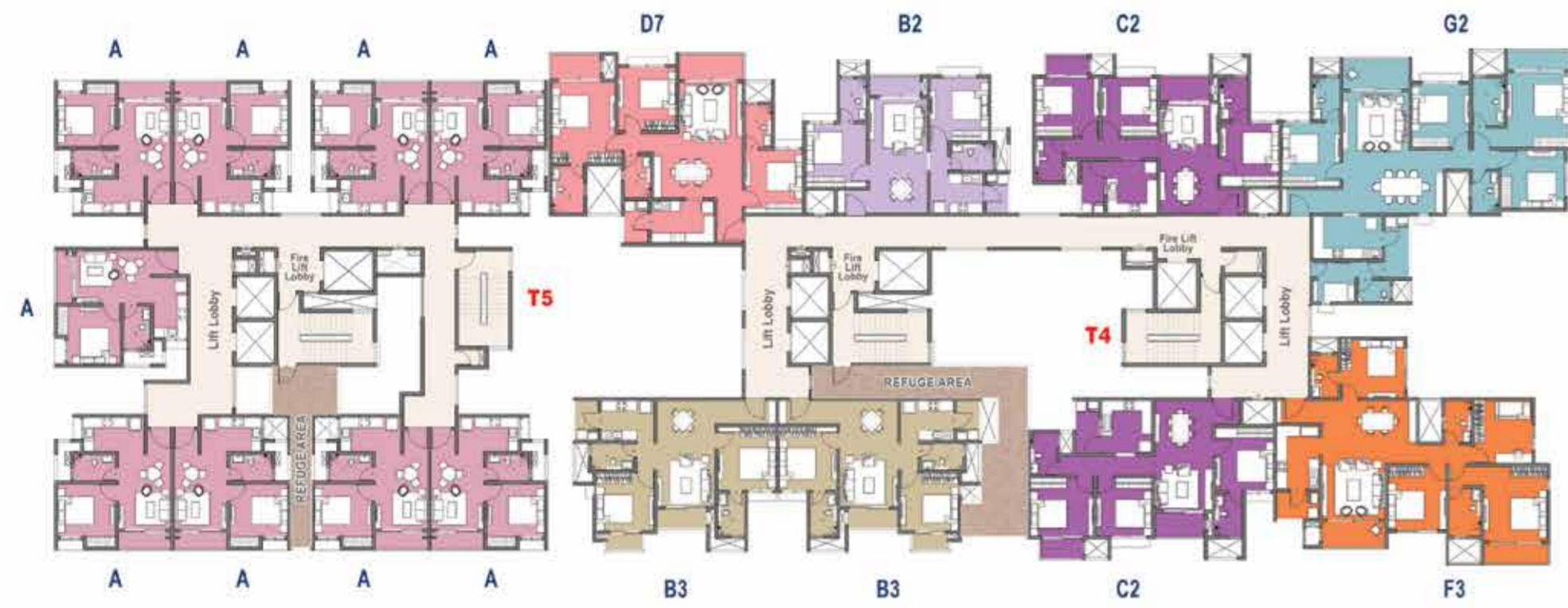
BUILDING - 02 - [FIRST FLOOR PLAN]



BUILDING - 02 - [SECOND FLOOR PLAN]



BUILDING - 02 - [REFUGE FLOOR PLAN]



Key plan N

BUILDING - 03 - [GROUND FLOOR PLAN]



Key plan N



EXTERIOR VIEW

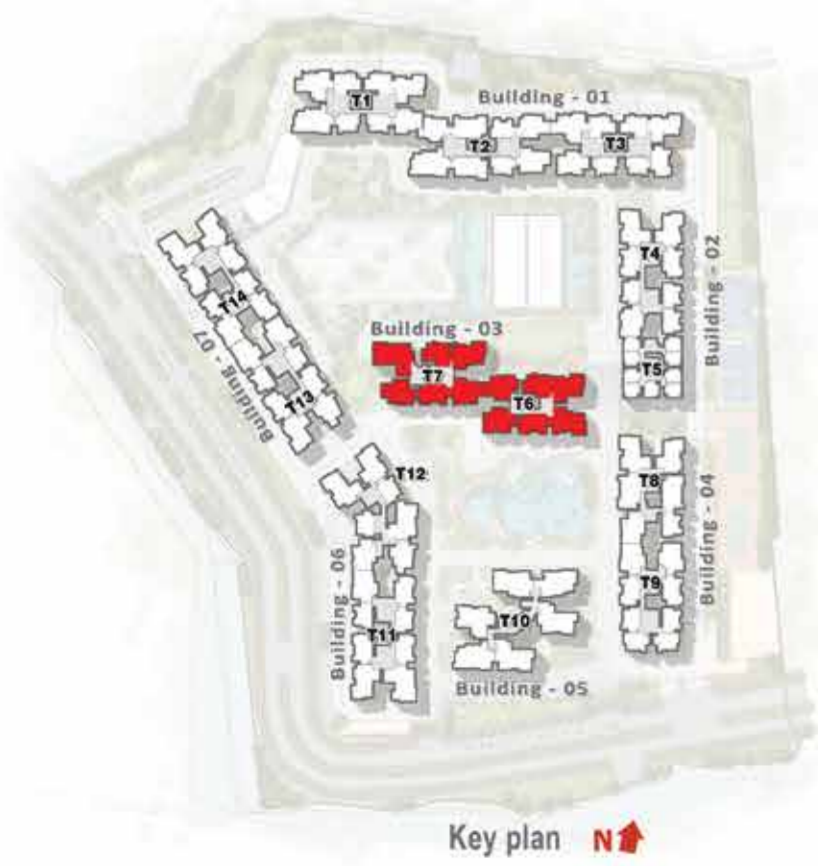
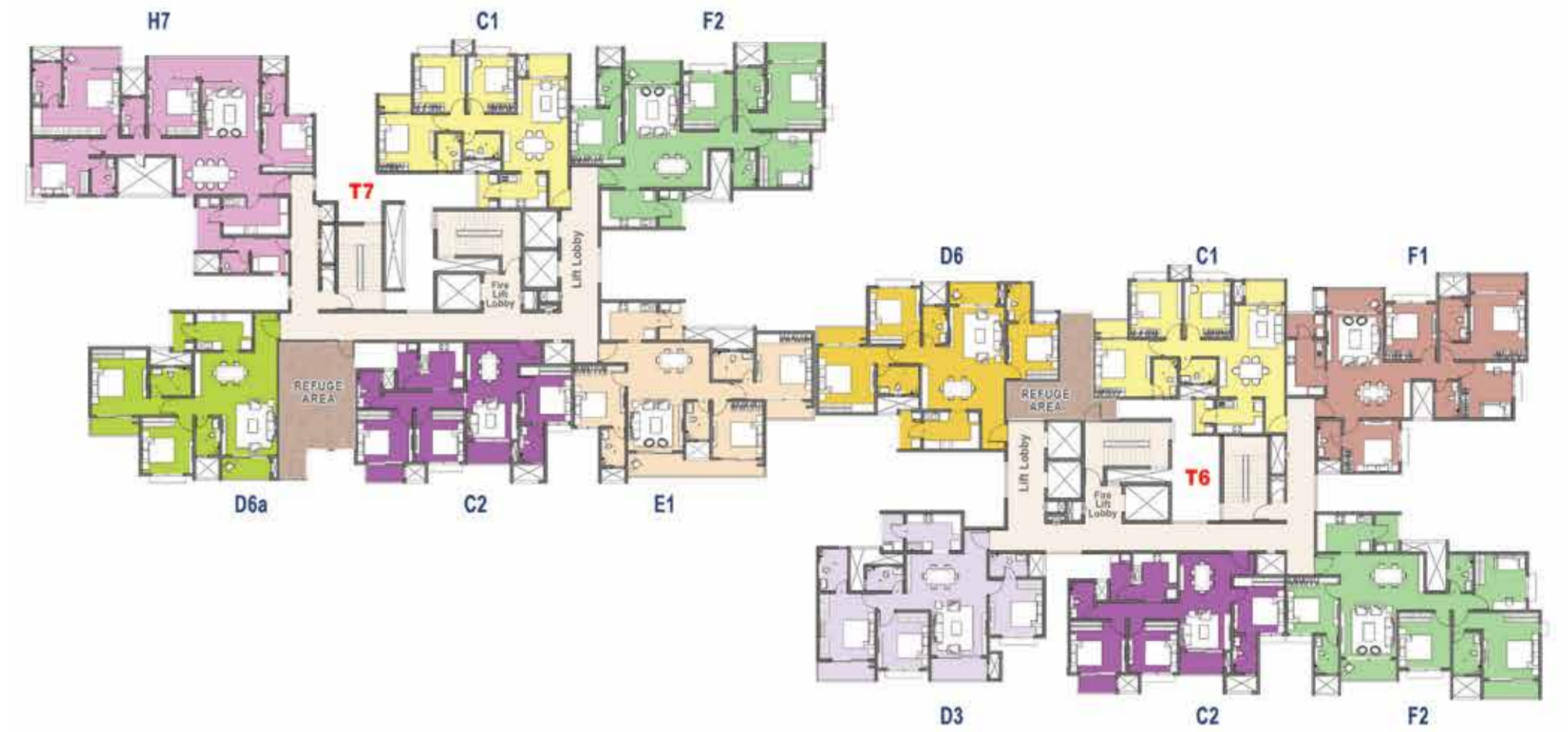


Artist's Impression

BUILDING - 03 - [FIRST FLOOR PLAN]



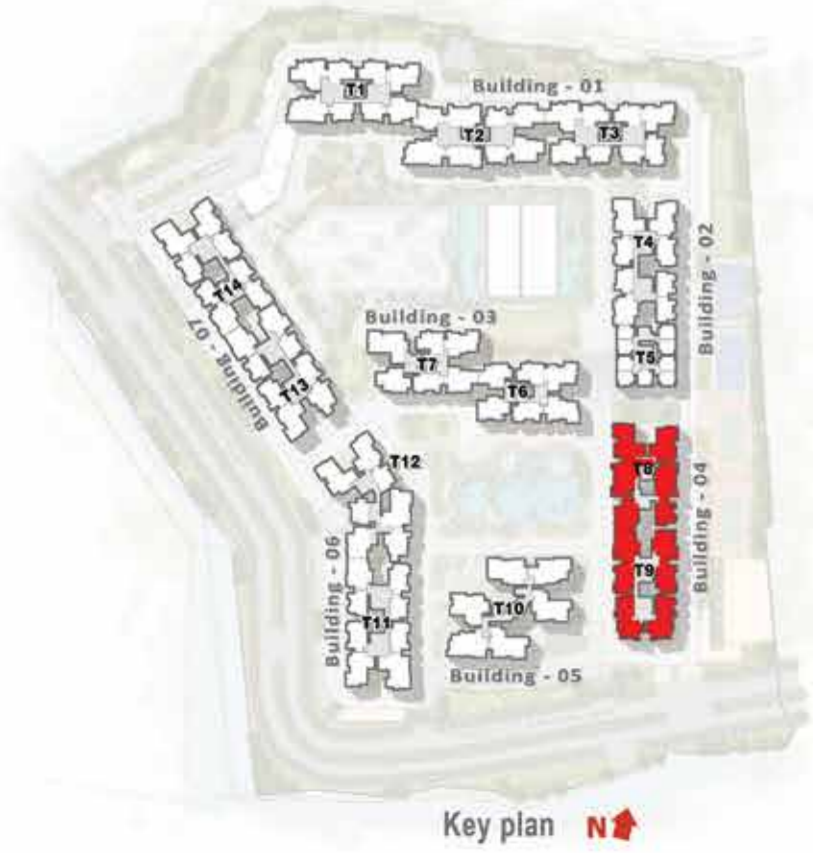
BUILDING - 03 - [REFUGE FLOOR PLAN]




BUILDING - 04 - [GROUND FLOOR PLAN]



BUILDING - 04 - [FIRST FLOOR PLAN]



EXTERIOR VIEW

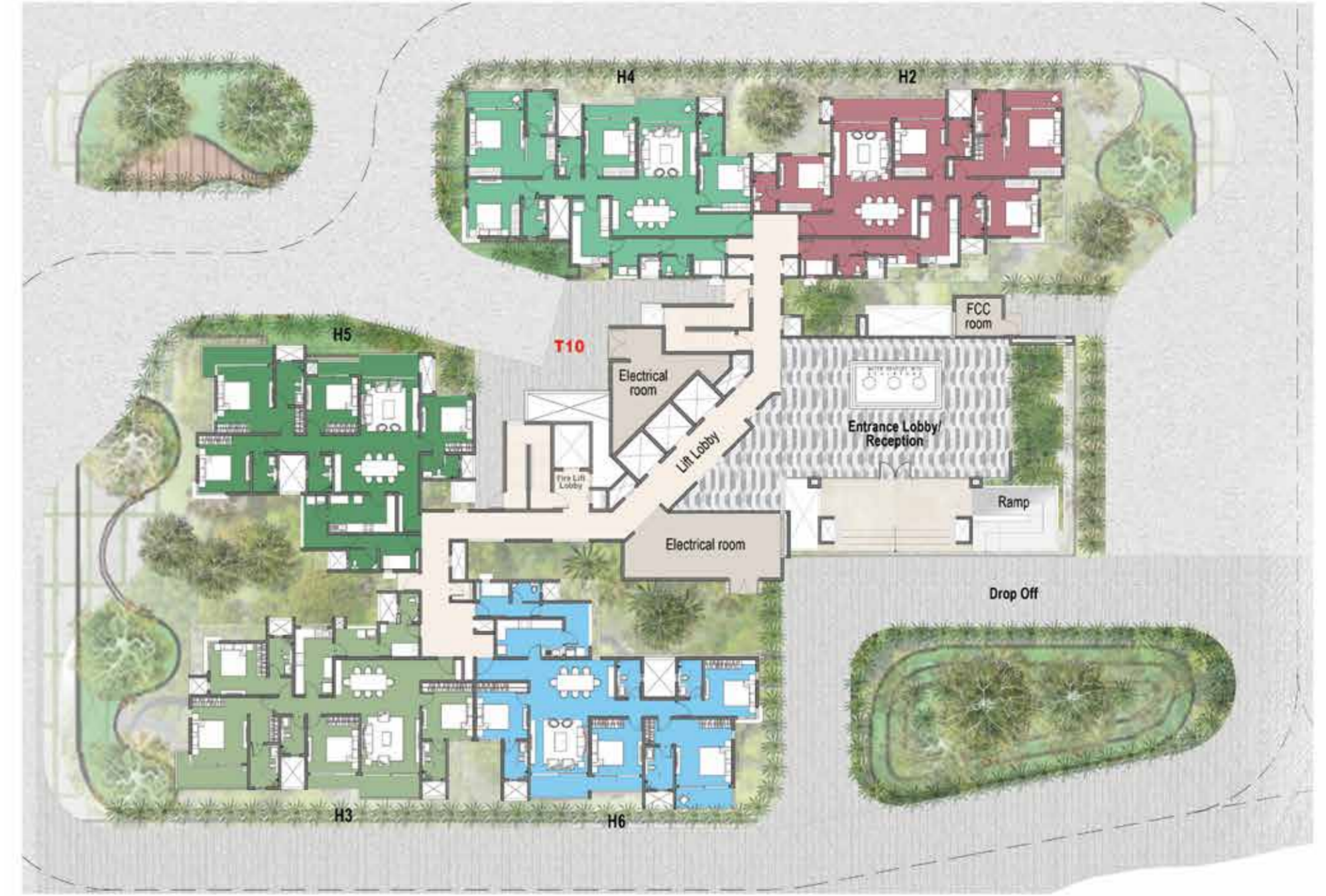


Artist's Impression

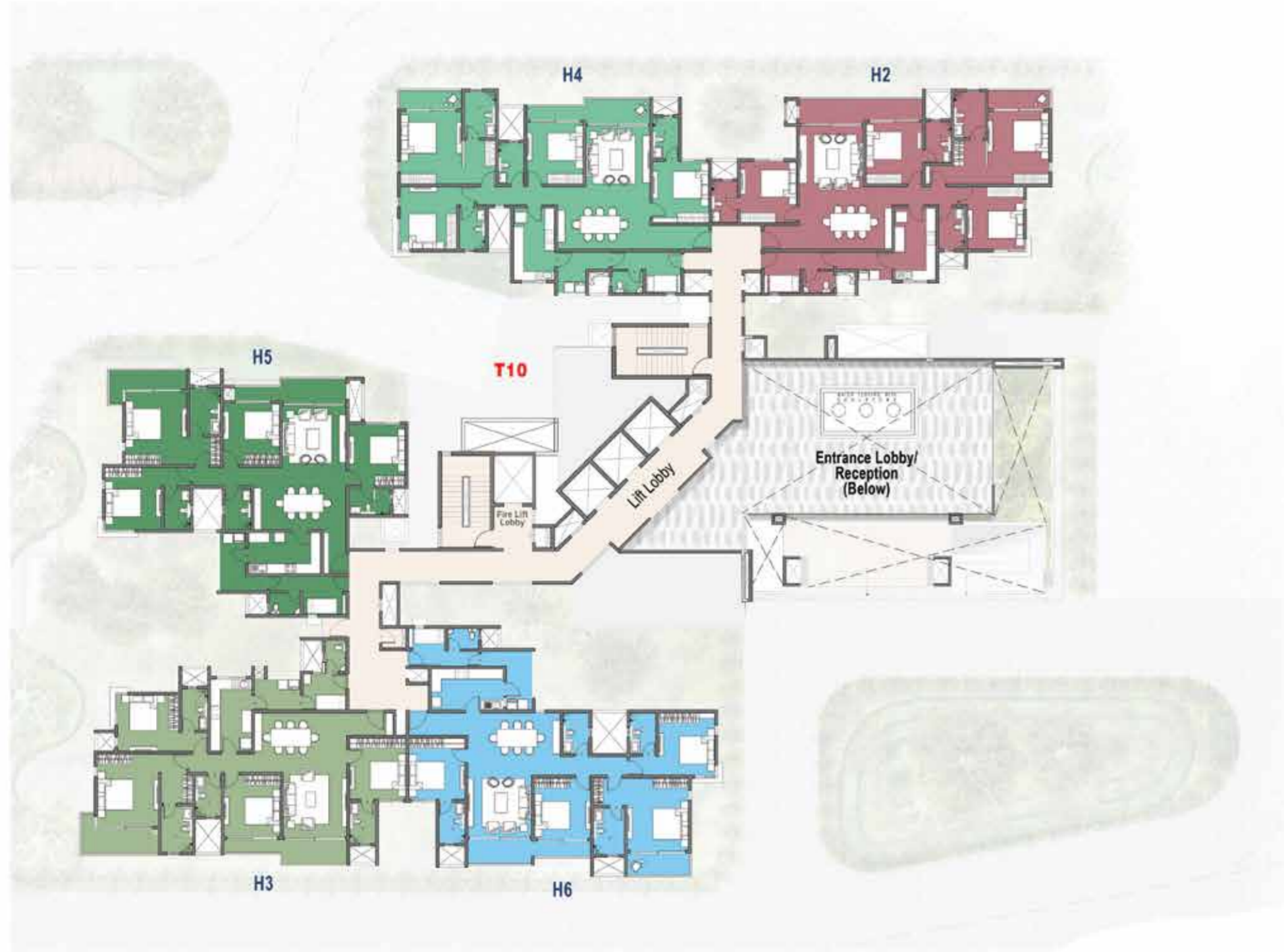
BUILDING - 04 - [REFUGE FLOOR PLAN]



BUILDING - 05 - [GROUND FLOOR PLAN]

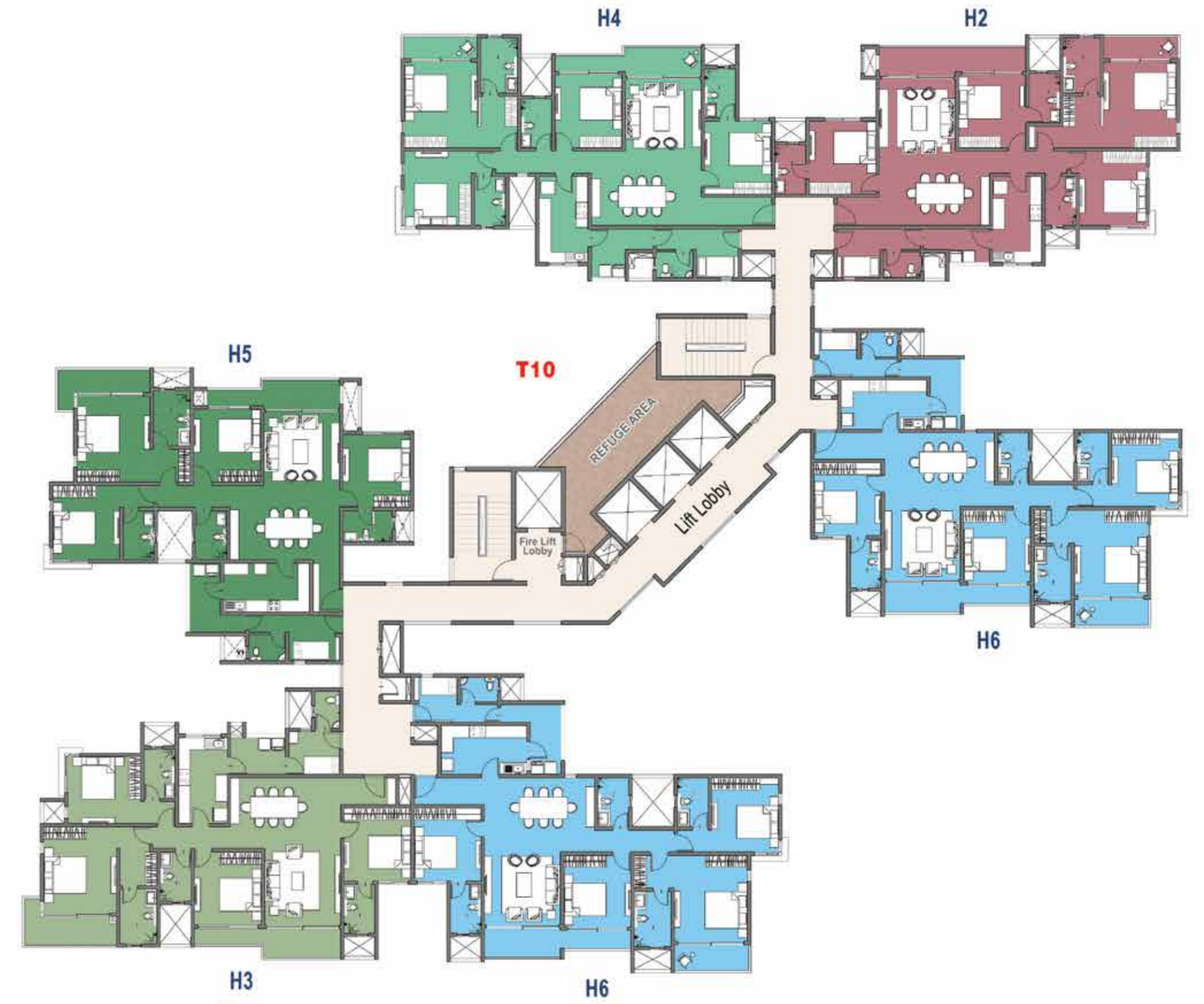


BUILDING - 05 - [FIRST FLOOR PLAN]



Key plan N↑

BUILDING - 05 - [REFUGE FLOOR PLAN]



Key plan N↑



EXTERIOR VIEW

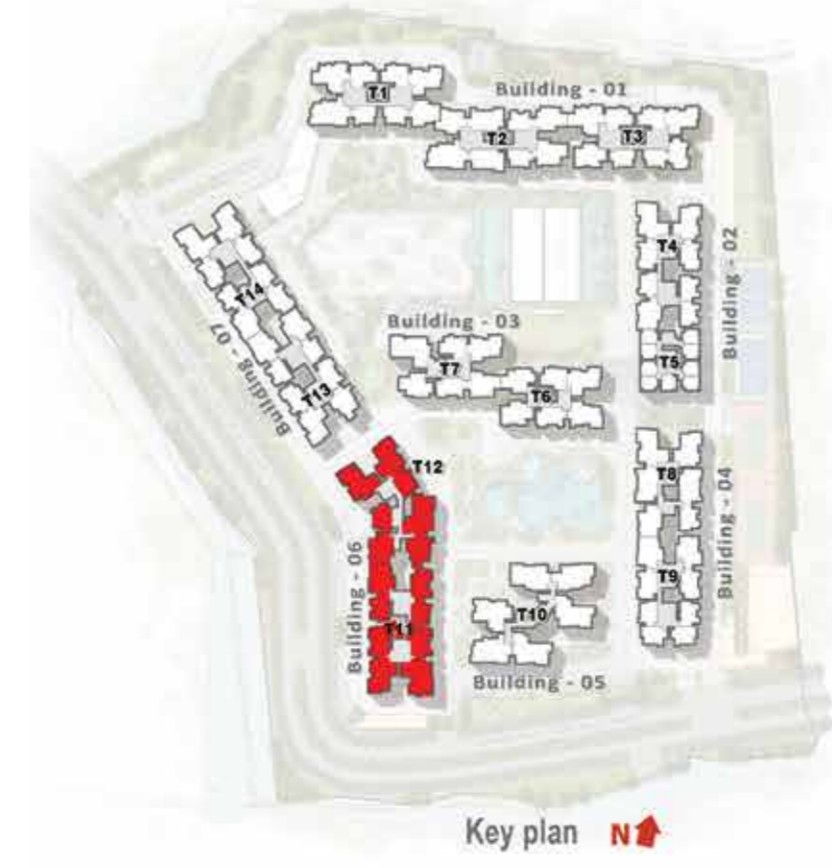
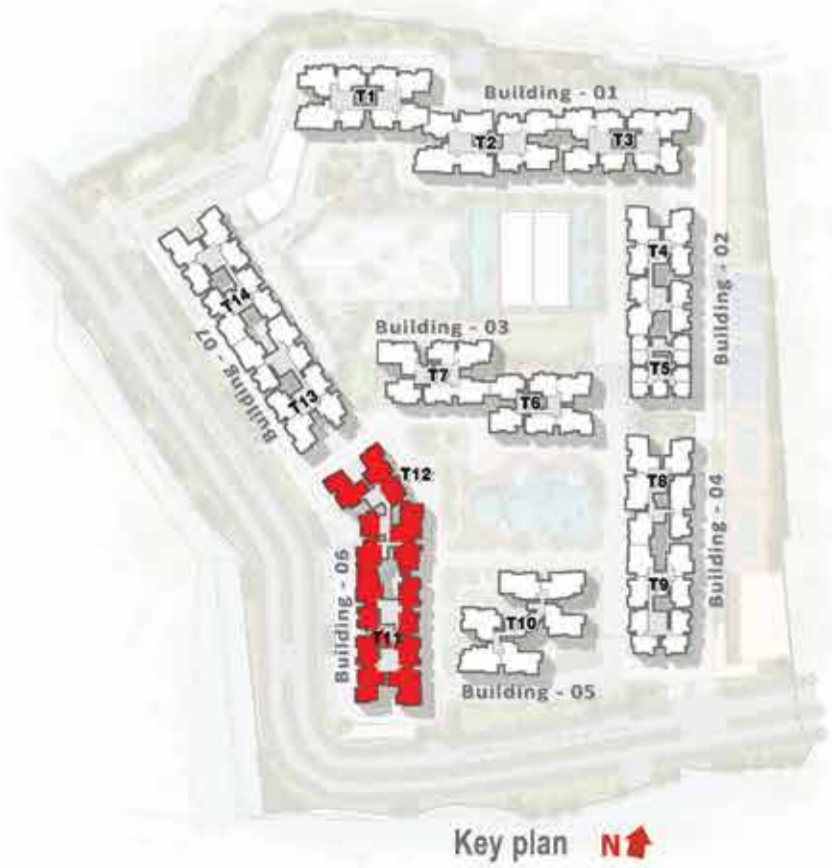


Artist's Impression

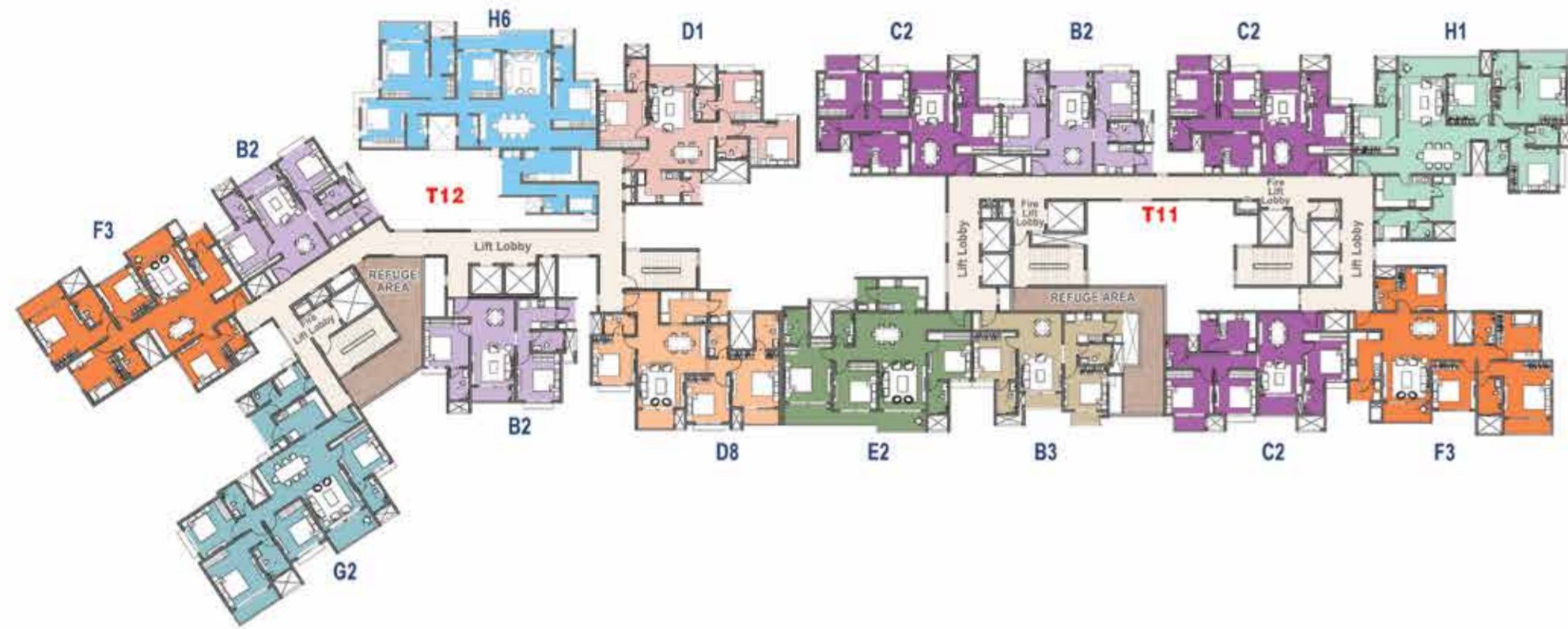
BUILDING - 06 - [GROUND FLOOR PLAN]



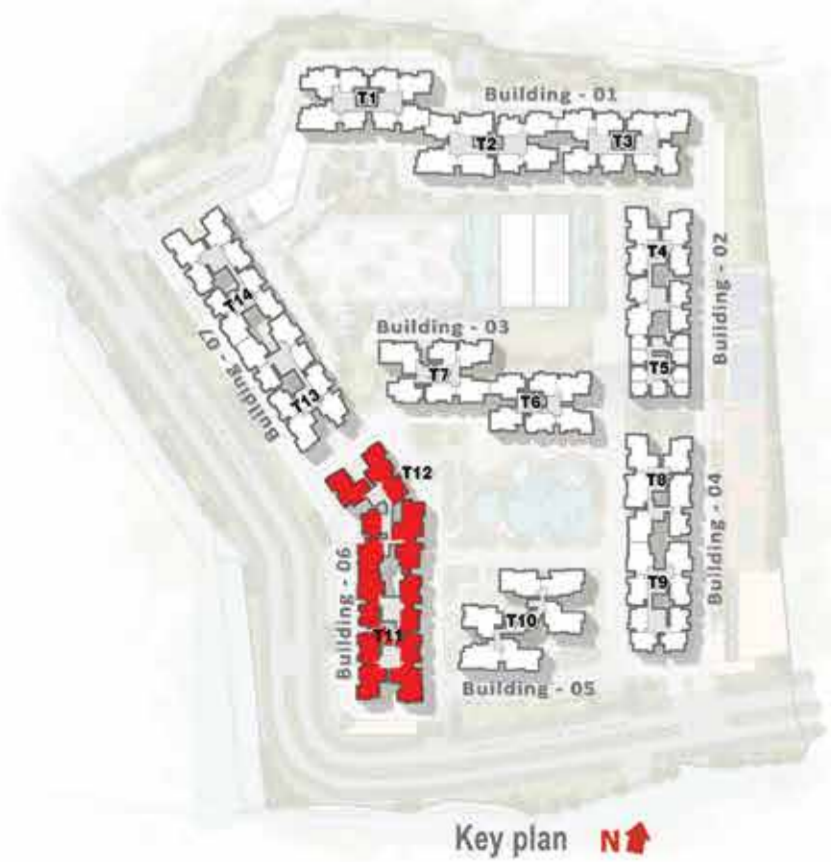
BUILDING - 06 - [FIRST FLOOR PLAN]



BUILDING - 06 - [REFUGE FLOOR PLAN]



BUILDING - 07 - [GROUND FLOOR PLAN]



EXTERIOR VIEW



Artist's Impression

BUILDING - 07 - [FIRST FLOOR PLAN]



BUILDING - 07 - [SECOND FLOOR PLAN]



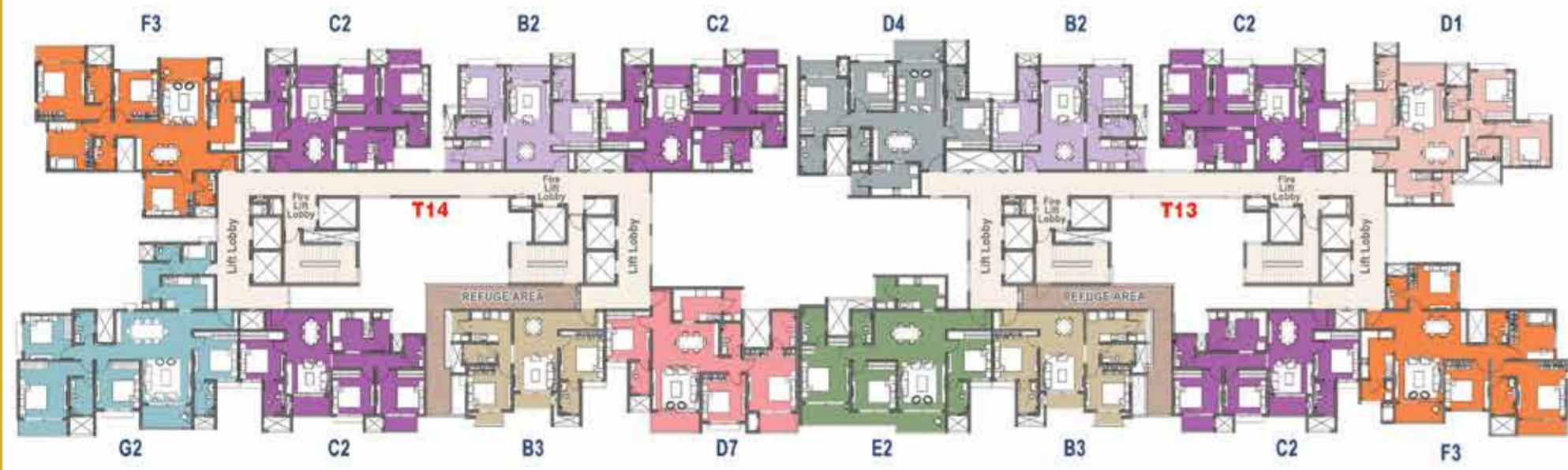
Key plan N



Key plan N



BUILDING - 07 - [REFUGE FLOOR PLAN]



BEDROOM



Artist's Impression

STAY SOCIAL, STAY ENTERTAINED

Entertain in refined style at
THE CLUBHOUSE TERRACE.

Watch the latest blockbuster in
THE MINI THEATRE.

Immerse yourself in your favourite author
in **THE READING ROOM.**

Engage in meaningful conversations with
like-minded friends at **THE SUNKEN DECK.**

The list goes on and the possibilities
are endless.



THIS IMAGE IS FOR REPRESENTATIONAL PURPOSE ONLY

CLUBHOUSE VIEW



Artist's Impression



STAY FIT, STAY ACTIVE, STAY HEALTHY

When you're in the mood for a cool dip, you can choose from **THREE SWIMMING POOLS** - the **INDOOR FAMILY POOL**, the **INFINITY LAP POOL** AND the **RELAXATION POOL**.

Unleash the sports champion in you - **BADMINTON, TABLE TENNIS, SQUASH, PADEL, PICKLEBALL, BASKETBALL, CRICKET, POOL...** name your game and take to the court!

Rejuvenate body, mind and soul in the **SPA AND YOGA ROOM**.

Give those muscles a workout in the **GYM** and the **AEROBICS ROOM**.



ALL IMAGES ARE FOR REPRESENTATIONAL PURPOSE ONLY

POOL SIDE



Artist's Impression

EXTERIOR VIEW



Artist's Impression

STAY CONVENIENT. LIVE EASY.

Groceries depleted?
Pick up your daily necessities at
THE CONVENIENCE STORE.

Need a trim?
Get your look at **THE SALON.**

Coming home late from work
No problem, **THE CRECHE** is here.

Want to work from home undisturbed?
Just pop in to **THE CO-WORKING SPACE.**

Easy living! That's Evergreen at Prestige
Raintree Park in a nutshell.



THIS IMAGE IS FOR REPRESENTATIONAL PURPOSE ONLY

EXTERIOR VIEW



Artist's Impression

SPECIFICATIONS

STRUCTURE

- RCC structure, cement blocks for walls wherever needed

LOBBY

- GF Tower lobbies in Marble
- All Typical lobby flooring in vitrified tiles and lift cladding in Granite/Marble
- All lobby walls in texture paint and ceiling in emulsion
- Service lobby, service corridor and staircase in Kota/Cement Tiles with texture paint on walls

LIFTS

- Lifts in all blocks of suitable size and capacity

APARTMENT FLOORING

- Porcelain tiles in foyer, living, dining, corridors, family and all bedrooms

- Balconies and all toilets in vitrified tiles

KITCHEN

- Vitrified tile flooring
- No counter or tile dado will be provided
- Utility will be finished with vitrified tiles on the floor and walls

MAIDS ROOM AND TOILET

- Ceramic tile flooring in maids' room, toilet and utility
- Ceramic wall dado in maid's toilet and utility

TOILETS AND FITTINGS

- Granite/Quartz for counters with counter-top wash basins, wall mounted EWC's
- High quality chrome fittings
- Geysers in all toilets

- Mirrors in all toilets with CP accessories

PAINTING

- Cement/texture paint for external walls
- Emulsion for internal walls and ceiling

DOORS AND WINDOWS

- Unit main door - 8 feet high with timber frame and shutter. Polished on both sides
- Internal doors - 7 feet high with timber frames and laminated flush shutters
- External doors - Aluminium frames, clear glass and provision for mosquito mesh shutter

ELECTRICAL

- Concealed wiring with PVC insulated copper wires and modular switches

- Sufficient power outlets and light points provided
- Telephone points provided in living and kitchen only
- TV points provided in living and all bedrooms
- Provision for installation of split AC in living room and all bedrooms

SECURITY SYSTEM

- Security cabins at all entry/exits have CCTV coverage
- Intercom facility for all apartments

DG POWER

- Generators will be provided for all common areas

ITEMS AT ADDITIONAL COST

- DG POWER - 100% Backup for all apartments at additional cost



- HOMES • OFFICES • SHOPPING MALLS •
- HOTELS • INTERIORS • WAREHOUSING •

Bengaluru | Chennai | Goa | Hyderabad | Kerala | Mangaluru | Delhi-NCR
Mumbai | Ahmedabad | Dubai Sales Office

PRESTIGE ESTATES PROJECTS LIMITED

Prestige Falcon Towers, No.19, Brunton Road, Bengaluru - 560025, Karnataka, INDIA.
Ph: +91-80-25591080. E-mail: properties@prestigeconstructions.com. www.prestigeconstructions.com

International Sales Office: dubai@prestigeconstructions.com

PRESTIGE EVERGREEN @ PRESTIGE RAINTREE PARK

SH 35, Whitefield Main Road, Varthur, Bengaluru, Karnataka 560087

This brochure is conceptual and has been prepared based on the inputs provided by the Project Architect. This may vary during execution. The Promoter reserves the right to change, alter, add or delete any of the specifications mentioned herein based on site conditions and construction exigencies without prior permission or notice. The external color schemes and detailing of landscape may vary as may be suggested by the Architect considering the site conditions.

The furniture shown in the plans is only for the purpose of illustrating a possible layout and does not form a part of the offering or specifications. All Apartment interior views do not depict the standard wall, color & ceiling finishes and are not part of the offering.

Further, the dimensions mentioned do not consider the plastering thickness and there could be marginal variation in carpet areas.

