



WHERE LUXURY
KNOWS NO BOUNDS



SKYE
HYDE PARK

2400 - 3600 sq. fts. limited edition plots



AN EXCLUSIVE ENCLAVE DESTINED TO BE DESIRED

SUPER LUXURY PLOTS SIZED
2400 - 3600 SQ FTS



Designed for those who seek distinction beyond ownership, this high-end residential plotting community brings together thoughtful planning, refined infrastructure, and a like-minded neighbourhood. Every plot is part of a carefully curated environment where openness, privacy, and long-term value coexist—creating not just a place to build, but a privileged address that grows in stature over time.

AN ADDRESS WRAPPED IN NATURE



Thoughtfully master-planned with an immersive landscape vision, this community is enveloped in layers of lush greenery that create a sense of calm from the moment you arrive. Tree-lined avenues, shaded walkways, and expansive green pockets are seamlessly woven throughout the layout, ensuring every plot enjoys a close connection to nature.





A SOCIAL REALM CRAFTED FOR EXCLUSIVITY



Designed as the heart of the community, the exclusive club is a refined space where residents come together to unwind, connect, and celebrate life. With thoughtfully curated spaces for recreation, leisure, and shared experiences, it becomes the natural gathering point for every occasion. More than an amenity, the club fosters a sense of belonging, offering a private, elevated environment where play, interaction, and leisure are seamlessly brought together.






SKYE
HYDE PARK



SITE PLAN













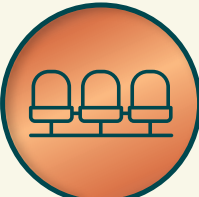



AN EXPANSE OF EXCELLENCE



Set across 25 acres of expansive green landscapes, the community is designed to offer a refreshing, serene way of life. Every element is shaped around nature, creating a harmonious setting defined by space, balance, and natural beauty.



HIGHLIGHTS

 GEM OF A LOCATION ON MAIN MR 11 ROAD	 SUPER LUXURY PLOTS SIZED 2400 - 3600 SQ FTS	 LIMITED EDITION BUNGALOW PLOTS	 DESIGNED BY INDIA'S FINEST ARCHITECTS AND CONSULTANTS
 130 FTS WIDE GRAND ENTRANCE PLAZA	 EXOTIC LANDSCAPED GARDENS	 5 STAR AMENITIES AND GRAND CLUB HOUSE	 BEST QUALITY 25 ACRE GATED COMMUNITY DEVELOPMENT
 MULTIPURPOSE COURT	 CHILDREN'S PLAY AREA	 CRICKET PITCH	 SWIMMING POOL
 LANDSCAPED SIT-OUT	 TODDLER ROOM	 WIDE ROADS	 HIGH TECH SECURED GATED CAMPUS

KEY PLAN






📍 Corporate Office: Skye Corporate Park, Nr. Satya Sai Square, Vijaynagar, AB Road, Indore.

✉ sales@skyeearth.in

🌐 www.skyearth.in



RERA Registration no.: P-IND-25-5663

T & CP Permission no.: 836/SP-I-27/23

Development Permission no.: 802/2025

Disclaimer : The brochure is only for illustration and private circulation purpose and is not a legal document or a binding one. Commencement and timely execution of project is subject to all necessary approvals from government on time, occurrence of any natural or man made calamities that are beyond the control of the developer. The dimensions shown in the brochure are indicative. Please note that developer/architect constantly seek ways to improvise the offerings and hence any alterations in the scheme as a whole or part may take place at the sole discretion of the developer. No information given in this brochure creates a warranty or expands the scope of any warranty that cannot be disclaimed under applicable law. Your use of the brochure is solely at your own risk. You are therefore requested to directly verify all details and aspects of any proposed booking/acquisition of units/premises, directly with our authorised sales team. Though best efforts are made to produce up-to-date literature this brochure should not be regard as an infallible guide to current specification nor does it constitute an offer for sale of any particular unit. Subject to Indore jurisdiction.